

AMPKNOB BDH BUNDLE

LEGENDS OF HIGH-GAIN

AMPKNOB BDH BUNDLE

HOME

INTRODUCTION

THE AMPS

SYSTEM REQUIREMENTS

ACTIVATING YOUR LICENSE

TRIAL

FILE LOCATIONS

UNINSTALLING BD SOFTWARE

PLUGIN CONTROLS

INPUT/OUTPUT

PREFERENCES

GATE

RECORDING

METRONOME

MORE FROM BOGREN DIGITAL



INTRODUCTION

Thank you for purchasing the AMPKNOB BDH BUNDLE!

Our mission at Bogren Digital is to provide artists and audio professionals with tools for producing top-quality, high-octane metal music with joy and ease. We're proud to present the BDH BUNDLE, the latest addition to our arsenal of hour top of the line guitar amplifier recreations.

Ampknob BDH Plugins

Get access to three incarnations of an era-defining high-gain tube guitar amplifier. Work fast and get the album-ready guitar sound you're after without endless tweaking or second-guessing. The Ampknob BDH plugins have been expertly sound-designed by renowned metal producer Jens Bogren and offer an authentic studio-worthy tone. Their feature set also hits the perfect spot between flexibility and maximum ease of use.

Cheers, and enjoy!

Jens Bogren

AMPKNOB BDH BUNDLE

- HOME
- INTRODUCTION
 - THE AMPS**
 - SYSTEM REQUIREMENTS
 - ACTIVATING YOUR LICENSE
 - TRIAL
 - FILE LOCATIONS
 - UNINSTALLING BD SOFTWARE
 - PLUGIN CONTROLS
 - INPUT/OUTPUT
 - PREFERENCES
 - GATE
 - RECORDING
 - METRONOME

MORE FROM BOGREN DIGITAL



BDH III *Modern classic*

The Ampknob BDH III is a model of an amp that was the last version to come out before the original artist's untimely passing. The original unit that we modeled is from Jens Bogren's personal amp collection and a part of many albums created at Fascination Street Studios. This is the most modern sounding of the bunch, with a very even distortion that makes it great for lead guitars.

BDH 6606+ *Devilishly heavy*

The devilishly heavy Ampknob BDH 6606+ is based on a hot-rodged and heavily modified "plus" version, which was originally a later generation of the amp from around 2000. The modifications make the amp particularly suited to low-tuned guitars and energetic riffing, and it's truly one of a kind — a sound you will not find anywhere else.



BDH 5169 *The icon*

The Ampknob BDH 5169 is based on the original block letter amp head, which came out in 1992. Its aggressive and punchy high-gain tone quickly made it a hit among heavy metal and metalcore bands from the mid-90s and onwards. It is the amp to beat for other high-gain guitar amp manufacturers.



SYSTEM REQUIREMENTS

Available as VST3 / AU / AAX / Standalone
Windows 10 or newer
Mac OS 10.13 or newer (Intel & M1 Native)

AMPKNOB BDH BUNDLE

ACTIVATE YOUR LICENSE

Your licenses can be found:

- On the purchase confirmation page.
- In the purchase confirmation email.
- After logging into your Bogren Digital account.

HOME

INTRODUCTION

THE AMPS

SYSTEM REQUIREMENTS

ACTIVATING YOUR LICENSE

TRIAL

FILE LOCATIONS

UNINSTALLING BD SOFTWARE

PLUGIN CONTROLS

INPUT/OUTPUT

PREFERENCES

GATE

RECORDING

METRONOME

1. Click the gear icon in the bottom right corner of the plugin and go to **License info**.

MORE FROM BOGREN DIGITAL



AMPKNOB BDH BUNDLE

2. Click on
'ACTIVATE LICENSE'

HOME

INTRODUCTION

THE AMPS

SYSTEM REQUIREMENTS

ACTIVATING YOUR LICENSE

TRIAL

FILE LOCATIONS

UNINSTALLING BD SOFTWARE

PLUGIN CONTROLS

INPUT/OUTPUT

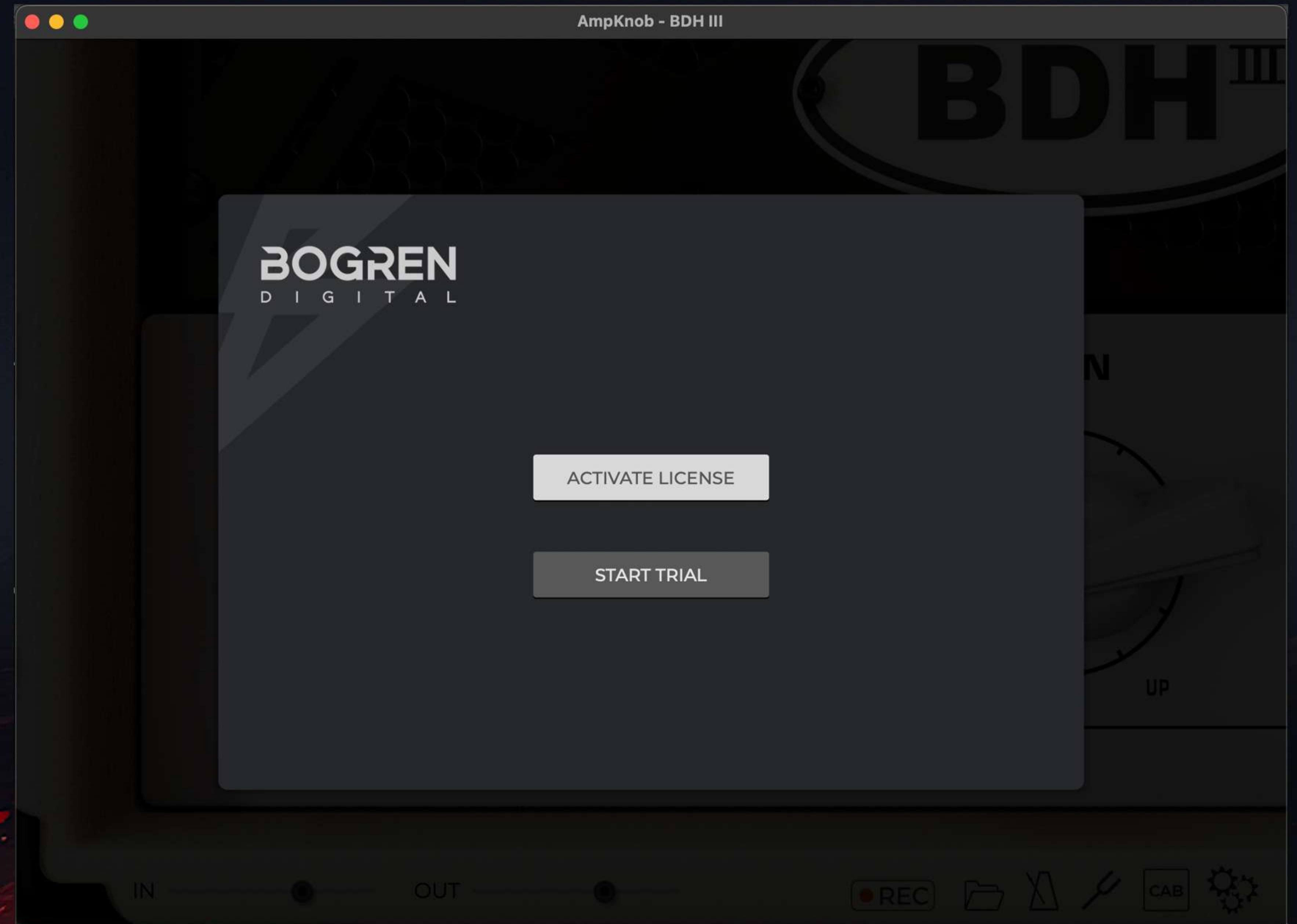
PREFERENCES

GATE

RECORDING

METRONOME

MORE FROM BOGREN DIGITAL



AMPKNOB BDH BUNDLE

3. Paste your code and click
'CONFIRM'

HOME

INTRODUCTION

THE AMPS

SYSTEM REQUIREMENTS

ACTIVATING YOUR LICENSE

TRIAL

FILE LOCATIONS

UNINSTALLING BD SOFTWARE

PLUGIN CONTROLS

INPUT/OUTPUT

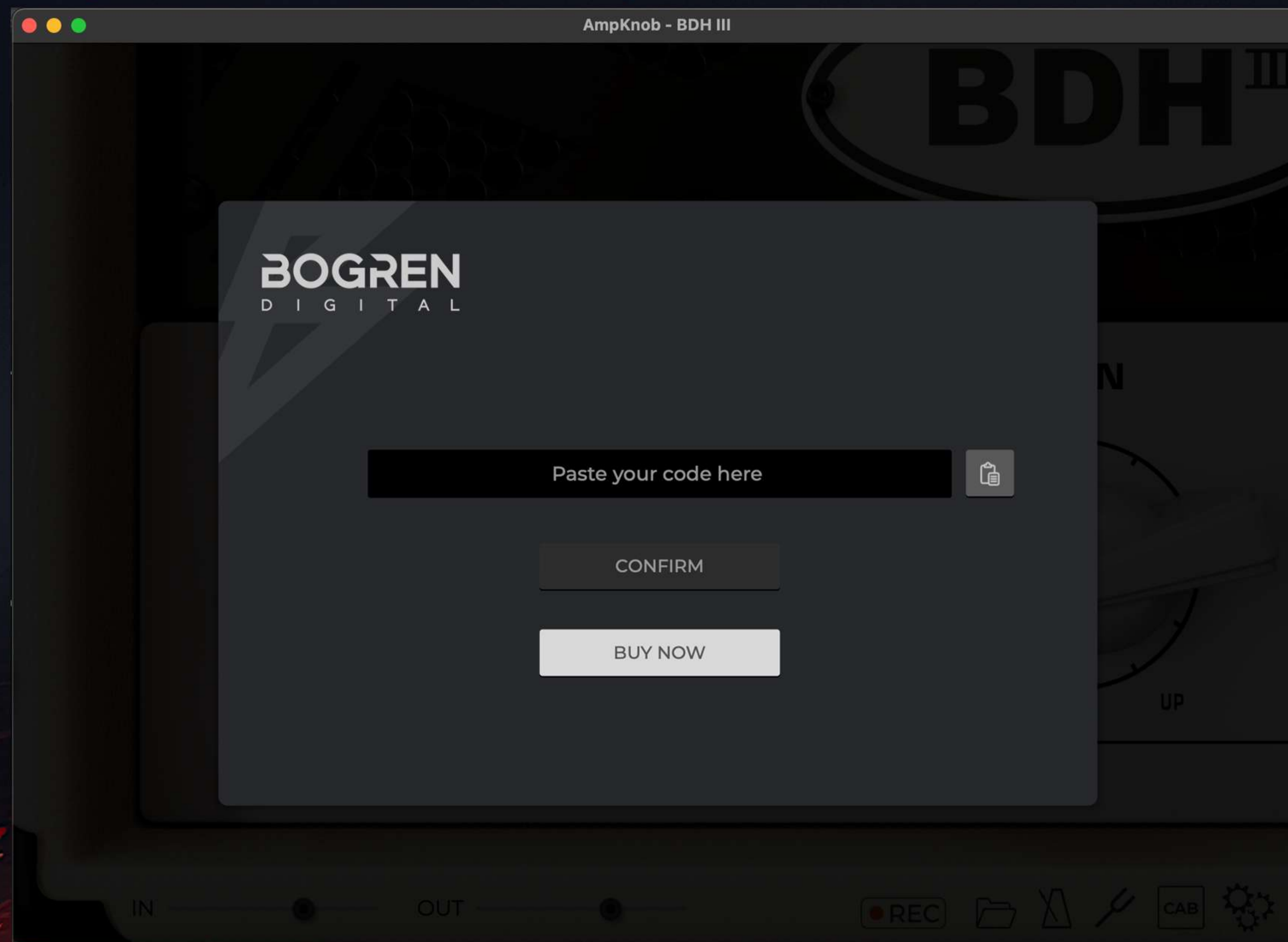
PREFERENCES

GATE

RECORDING

METRONOME

MORE FROM BOGREN DIGITAL



AMPKNOB BDH BUNDLE

4. Now, you are
READY TO ROCK!

HOME

INTRODUCTION

THE AMPS

SYSTEM REQUIREMENTS

ACTIVATING YOUR LICENSE

TRIAL

FILE LOCATIONS

UNINSTALLING BD SOFTWARE

PLUGIN CONTROLS

INPUT/OUTPUT

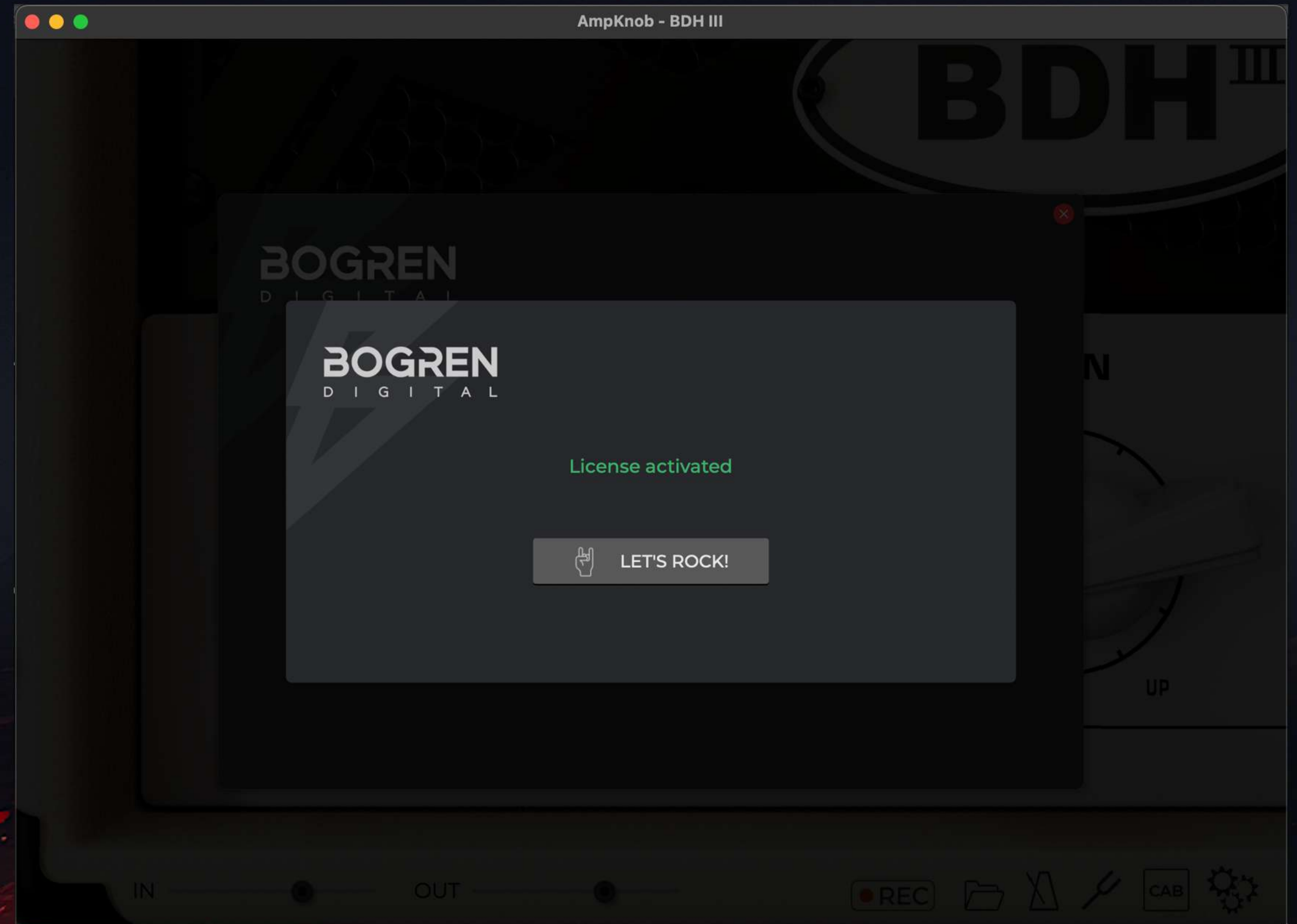
PREFERENCES

GATE

RECORDING

METRONOME

MORE FROM BOGREN DIGITAL



AMPKNOB BDH BUNDLE

DEFAULT FILE LOCATIONS

Our plugins have a free, 14-day trial. After the trial expires, you can still use the plugin for 60 seconds before they shut down.

- HOME
- INTRODUCTION
 - THE AMPS
 - SYSTEM REQUIREMENTS
 - ACTIVATING YOUR LICENSE
 - TRIAL**
 - FILE LOCATIONS**
 - UNINSTALLING BD SOFTWARE**
 - PLUGIN CONTROLS
 - INPUT/OUTPUT
 - PREFERENCES
 - GATE
 - RECORDING
 - METRONOME

MORE FROM BOGREN DIGITAL

UNINSTALLING

MacOS
AudioUnits: Macintosh HD/Library/Audio/Plug-ins/Components

VST3: Macintosh HD/Library/Audio/Plug-ins/VST3

AAX: Macintosh HD/Library/Application
Support/Avid/Audio/Plug-ins

Standalone App: Macintosh HD/Applications/Bogren Digital

Windows

64-bit VST3: C:/Program Files/Common Files/VST3

64-bit AAX: C:/Program Files/Common Files/Avid/Audio/Plug-Ins

64-bit Standalone: C:/Program Files/BogrenDigital

On MacOS, delete the files manually from your respective plugin format folders. On Windows, you can uninstall the files by running the regular uninstaller at the Control Panel or by running the setup installer file again and choosing the "Remove" option.

PLUGIN CONTROLS

AMPKNOB BDH BUNDLE

HOME

INTRODUCTION

THE AMPS

SYSTEM REQUIREMENTS

ACTIVATING YOUR LICENSE

TRIAL

FILE LOCATIONS

UNINSTALLING BD SOFTWARE

PLUGIN CONTROLS

INPUT/OUTPUT

PREFERENCES

GATE

RECORDING

METRONOME

1. BYPASS

Bypass plugin processing.

2. PEDAL

Activates or deactivates the pedal boost.

3. GAIN

Controls the amplifier gain.

4. IN

Controls the amount of input signal before the amp.

5. OUT

Controls the amount final output volume.

6. REC

Starts and stops recording when in standalone mode.

7. FOLDER

Opens the destination folder with your recorded files.



PLUGIN CONTROLS

AMPKNOB BDH BUNDLE

HOME

INTRODUCTION

THE AMPS

SYSTEM REQUIREMENTS

ACTIVATING YOUR LICENSE

TRIAL

FILE LOCATIONS

UNINSTALLING BD SOFTWARE

PLUGIN CONTROLS

INPUT/OUTPUT

PREFERENCES

GATE

RECORDING

METRONOME

MORE FROM BOGREN DIGITAL

8. METRONOME

Opens the metronome (standalone only).

9. TUNER

Opens the tuner.

10. CAB

Guitar cabinet selector:

MATCHED CAB

The built-in speaker cabinet, perfectly matched, mic'd and engineered by producer Jens Bogren.

NO CAB

Disable the built-in speaker cabinet emulation.

CUSTOM IR

Load a custom Impulse Response file from your computer. You can view our selection of excellent sounding IR packs here: [<link>](#).

11. SETTINGS & PREFERENCES

Opens a menu with access to audio input/output (standalone), general preferences, licensing and 'about' screen.



INPUT/OUTPUT

Available in Standalone only

AMPKNOB BDH BUNDLE

HOME

INTRODUCTION

THE AMPS

SYSTEM REQUIREMENTS

ACTIVATING YOUR LICENSE

TRIAL

FILE LOCATIONS

UNINSTALLING BD SOFTWARE

PLUGIN CONTROLS

INPUT/OUTPUT

PREFERENCES

GATE

RECORDING

METRONOME

MORE FROM BOGREN DIGITAL

FEEDBACK PROTECTION

By default, the input is muted to avoid unwanted feedback. Once you set up your input and output, it is safe to turn off the mute option.

INPUT

Select the input device.

OUTPUT

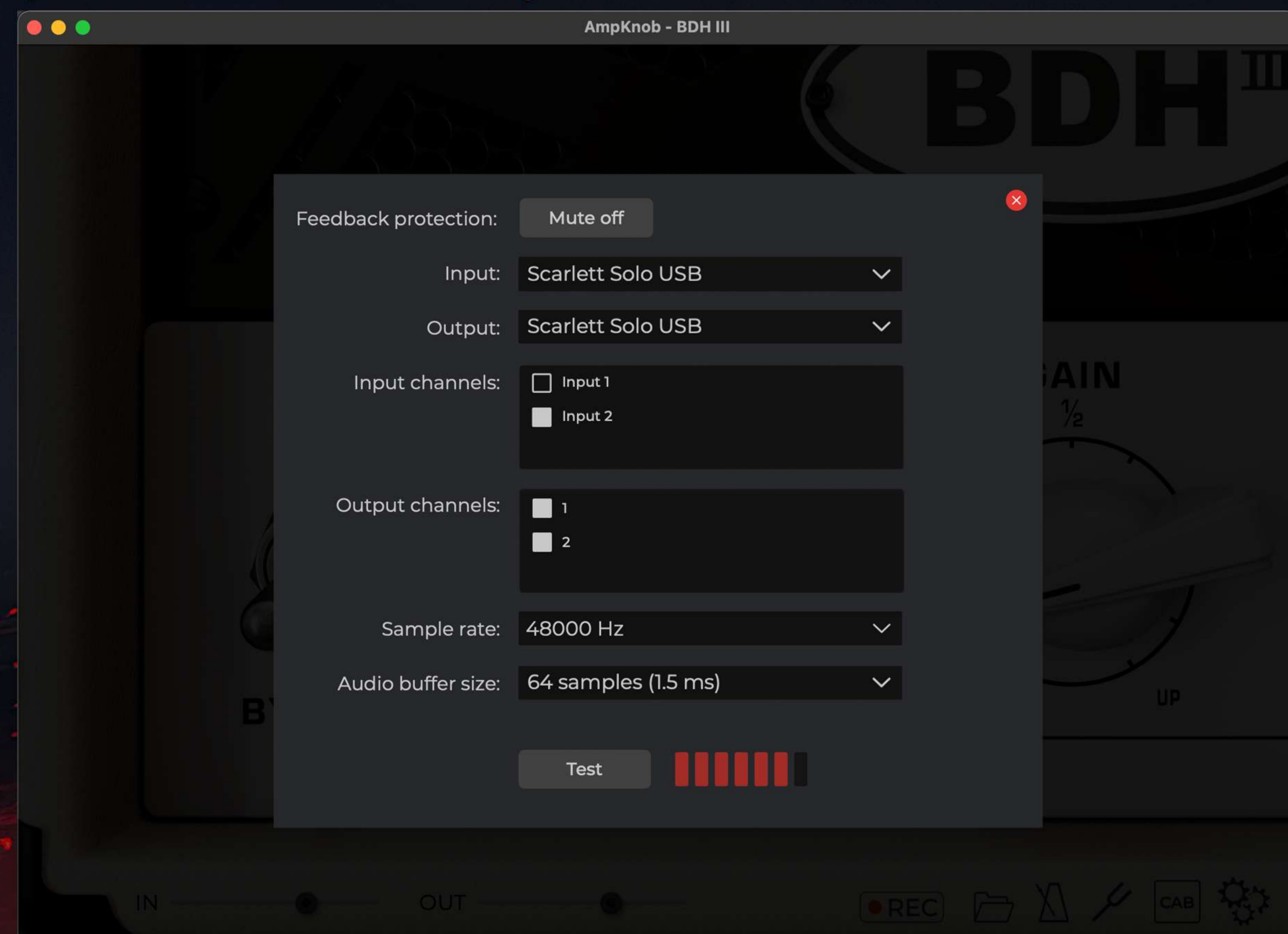
Select the output device.

INPUT CHANNELS

Select between which channel on the audio interface should be listening for guitar input. It is recommended only one channel is selected.

OUTPUT CHANNELS

Select your output channels. This will typically be your main speakers.



INPUT/OUTPUT

Available in Standalone only

AMPKNOB BDH BUNDLE

HOME

INTRODUCTION

THE AMPS

SYSTEM REQUIREMENTS

ACTIVATING YOUR LICENSE

TRIAL

FILE LOCATIONS

UNINSTALLING BD SOFTWARE

PLUGIN CONTROLS

INPUT/OUTPUT

PREFERENCES

GATE

RECORDING

METRONOME

SAMPLE RATE

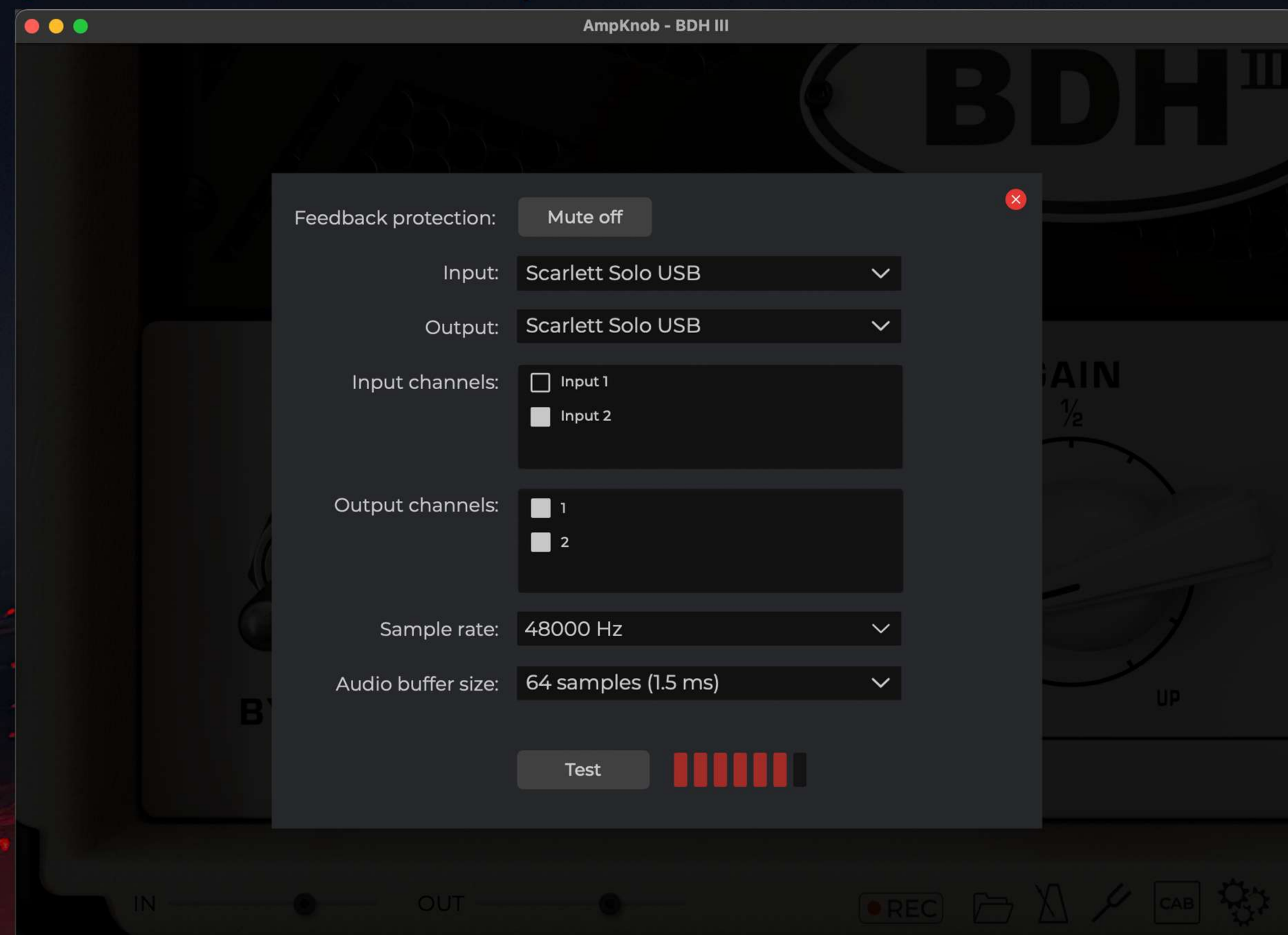
Select the preferred sample rate. Higher values require more processing power.

AUDIO BUFFER SIZE

Select the lowest value your computer can handle without introducing audio artifacts. This will depend on the audio interface and computer you have. The higher the value, the more latency (or lag) you will hear when playing your guitar.

TEST

Plays a sine tone to test your speakers.



AMPKNOB BDH BUNDLE

HOME

INTRODUCTION

THE AMPS

SYSTEM REQUIREMENTS

ACTIVATING YOUR LICENSE

TRIAL

FILE LOCATIONS

UNINSTALLING BD SOFTWARE

PLUGIN CONTROLS

INPUT/OUTPUT

PREFERENCES

GATE

RECORDING

METRONOME

MORE FROM BOGREN DIGITAL

AUDIO

DSP QUALITY

Choose between High and Normal audio quality. Use 'Normal' For lower CPU use with a small impact on the quality of emulation.

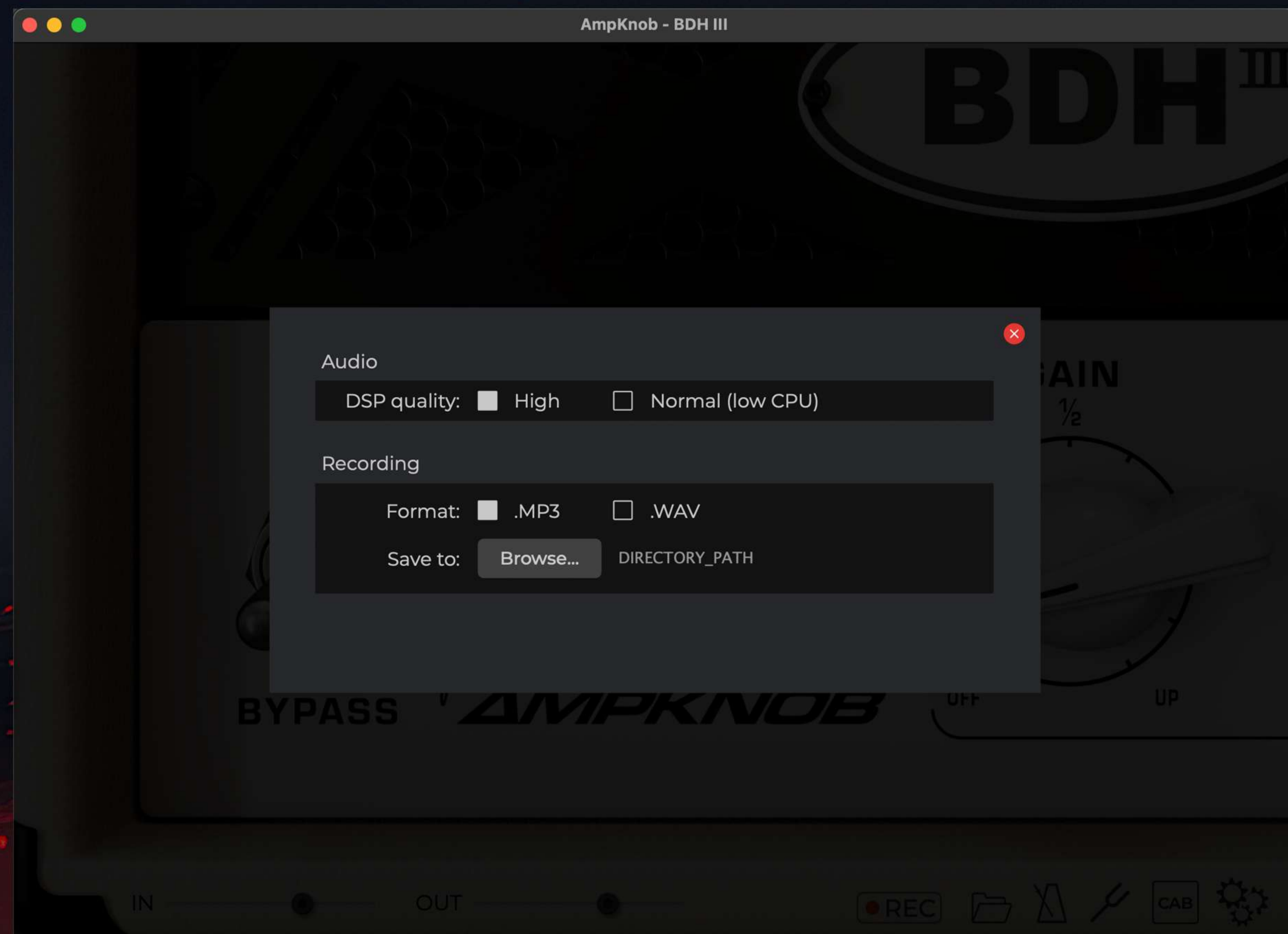
Note: when rendering your session in 'offline' mode, 'high' will be automatically selected.

For Windows users, it is recommended to enable 'Ultimate performance' mode for your operating system. Read more [<here>](#)

RECORDING

FORMAT

Save your riffs as WAV or OGG files. ('OGG' is a compressed file format. The files can be opened in most major DAWs, and audio players, such as VLC).



SAVE TO

Select where to save your recorded ideas on your computer.

GATE

AMPKNOB BDH BUNDLE

HOME

INTRODUCTION

THE AMPS

SYSTEM REQUIREMENTS

ACTIVATING YOUR LICENSE

TRIAL

FILE LOCATIONS

UNINSTALLING BD SOFTWARE

PLUGIN CONTROLS

INPUT/OUTPUT

PREFERENCES

GATE

RECORDING

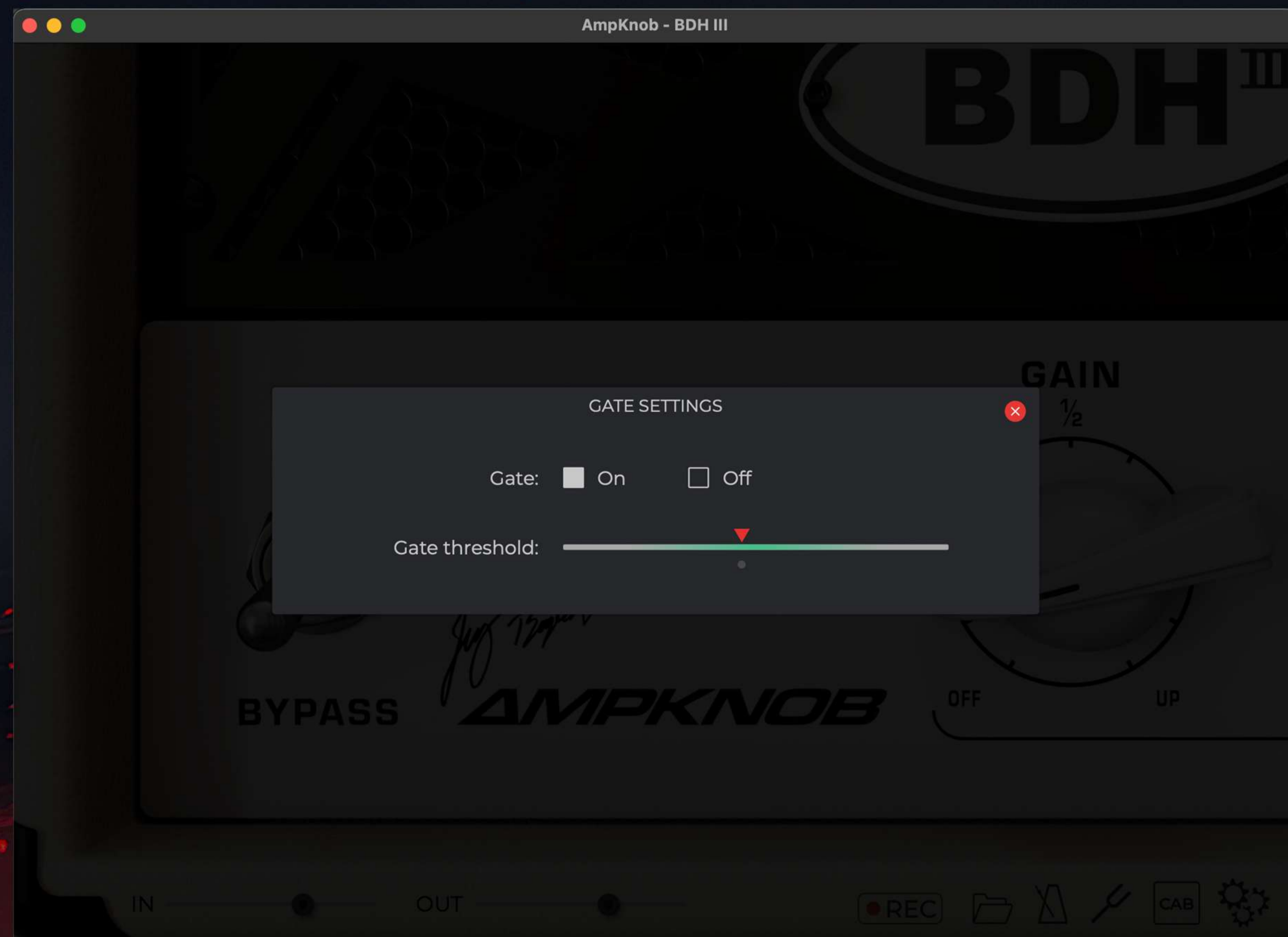
METRONOME

GATE

Turn the built in gate on or off to eliminate any hum your guitar might be generating.

GATE TRESHOLD

Select how sensitive the gate is to the noise before removing it.



MORE FROM BOGREN DIGITAL

RECORDING

Available in Standalone only

AMPKNOB BDH BUNDLE

HOME

INTRODUCTION

THE AMPS

SYSTEM REQUIREMENTS

ACTIVATING YOUR LICENSE

TRIAL

FILE LOCATIONS

UNINSTALLING BD SOFTWARE

PLUGIN CONTROLS

INPUT/OUTPUT


PREFERENCES

GATE

RECORDING

METRONOME

When inspiration strikes, every second counts before your idea is gone forever. With AmpKnob you can record your ideas hassle-free, without even starting a DAW.

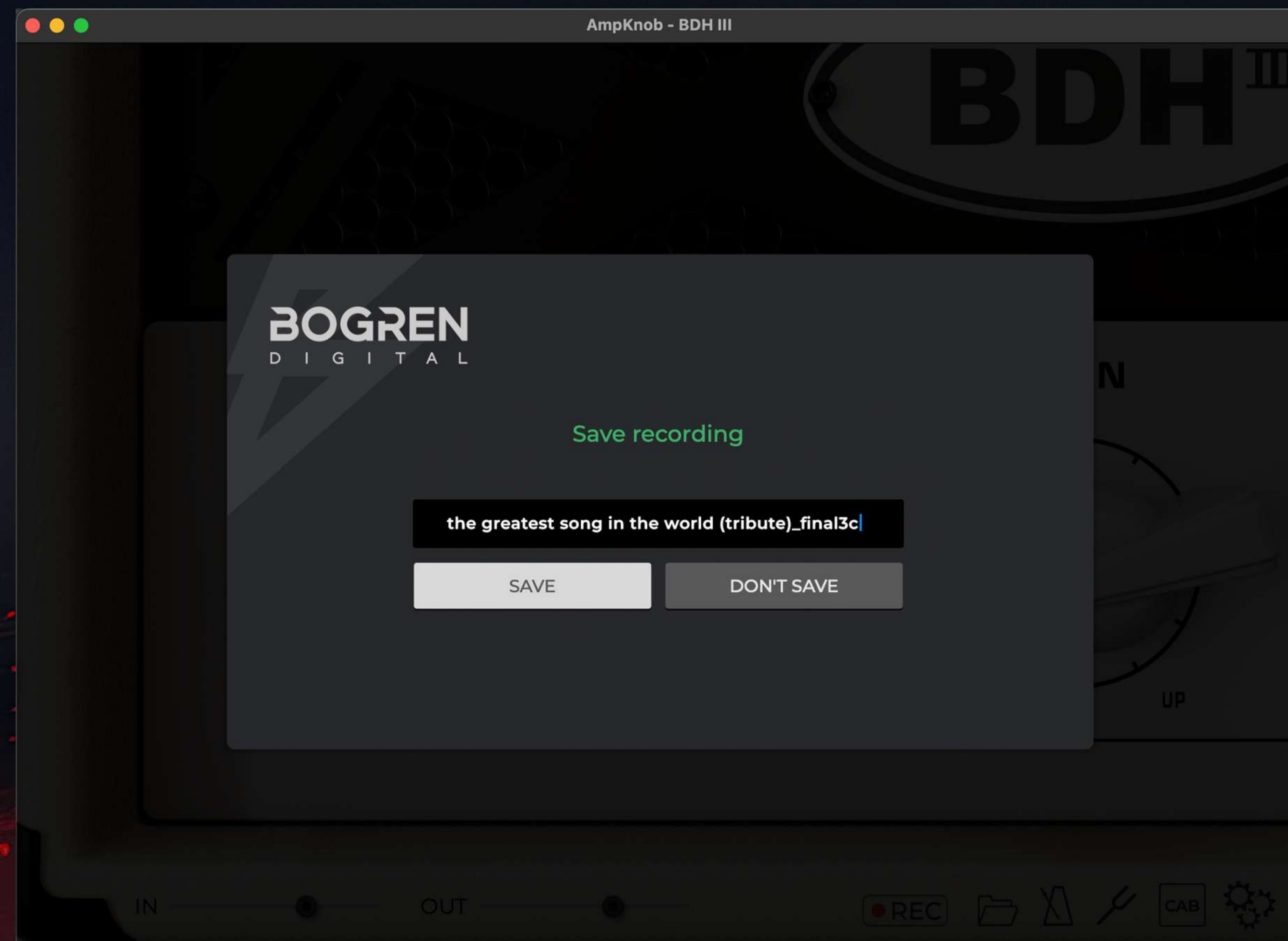
Just press the  to start recording and press it again to stop it.

SAVE RECORDING

Pick a filename to save your idea. By default, current date and time is entered.

KEYBOARD SHORTCUT

Press the «r» key to start and stop the recording.



MORE FROM BOGREN DIGITAL

AMPKNOB BDH BUNDLE

HOME

INTRODUCTION

THE AMPS

SYSTEM REQUIREMENTS

ACTIVATING YOUR LICENSE

TRIAL

FILE LOCATIONS

UNINSTALLING BD SOFTWARE

PLUGIN CONTROLS

INPUT/OUTPUT

PREFERENCES

GATE

RECORDING

METRONOME

MORE FROM BOGREN DIGITAL

The standalone version of AmpKnob now comes with a built-in metronome so you can stay sharp with your guitar playing skills.


1. BPM COUNTER

Set the metronome speed. You can change the speed by double clicking, or dragging the number up or down.

2. PLAY/STOP

Starts and stops the metrome. You also can start and stop the metronome directly from the main window by right-clicking the metronome icon.

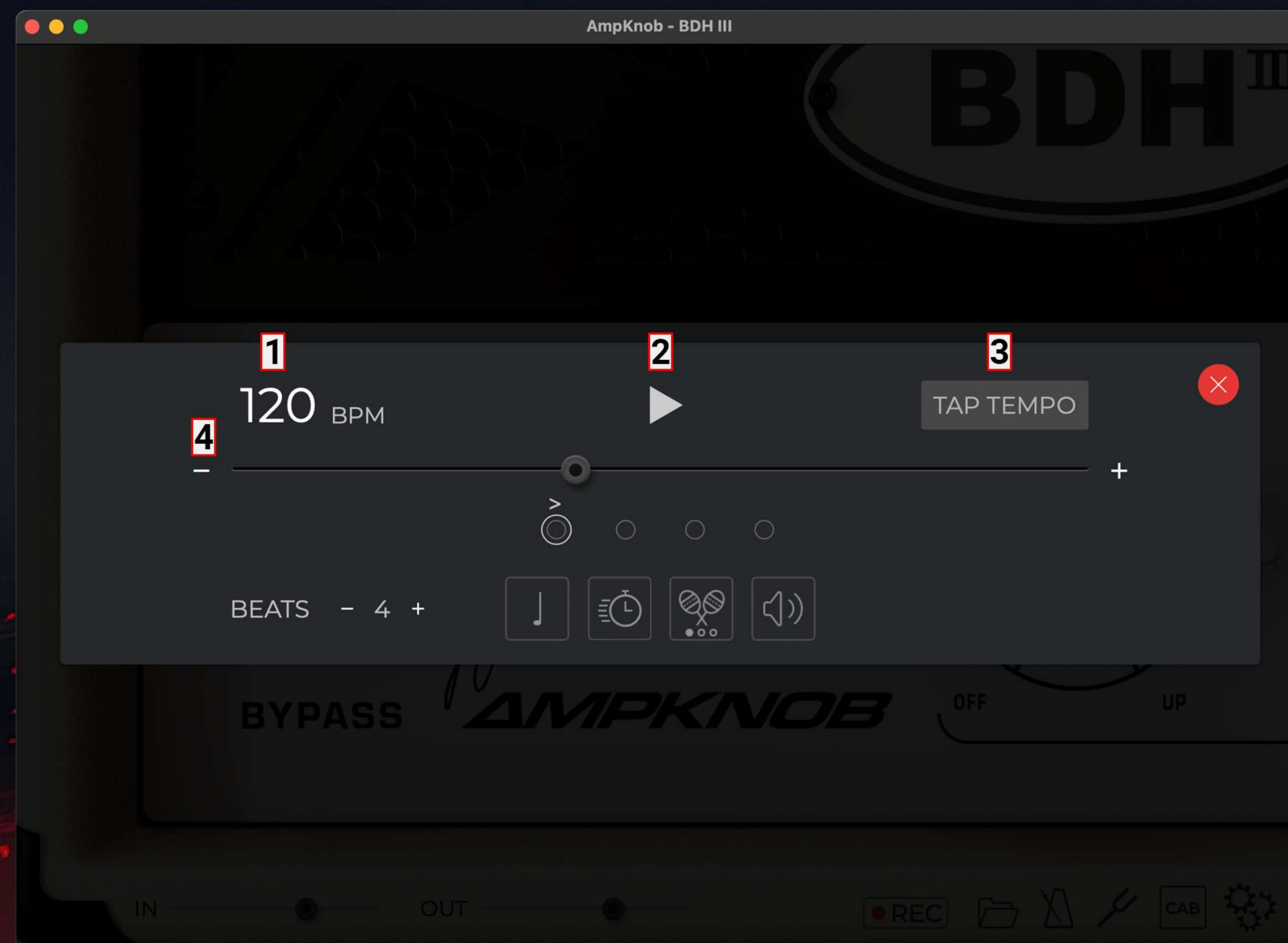
3. TAP TEMPO

Tap here  or press the «t» key to set the desired tempo.

4. TEMPO SLIDER AND BUTTONS

Move the slider left/right or press the «-» or «+» buttons to adjust the tempo.

Press «-» or «+» keyboard keys to make adjustments in by 10bpm or CTRL (Windows) or CMD (Mac) together with the «-» or «+» keys to make 1 bpm adjustments.



METRONOME (CONTINUED)

AMPKNOB BDH BUNDLE

HOME

INTRODUCTION

THE AMPS

SYSTEM REQUIREMENTS

ACTIVATING YOUR LICENSE

TRIAL

FILE LOCATIONS

UNINSTALLING BD SOFTWARE

PLUGIN CONTROLS

INPUT/OUTPUT

PREFERENCES

GATE

RECORDING

METRONOME

MORE FROM BOGREN DIGITAL

5. BEATS

Set the number of beats (dots) per bar.

The most common setting is 4.

6. BEATS AND ACCENTS

Every beat is represented by a circle. Click any circle to turn it into an accent.

7. NOTE VALUE

Choose the desired value for the note played: quarter, eighth, sixteenth, or triplets.

8. SPEED TRAINER

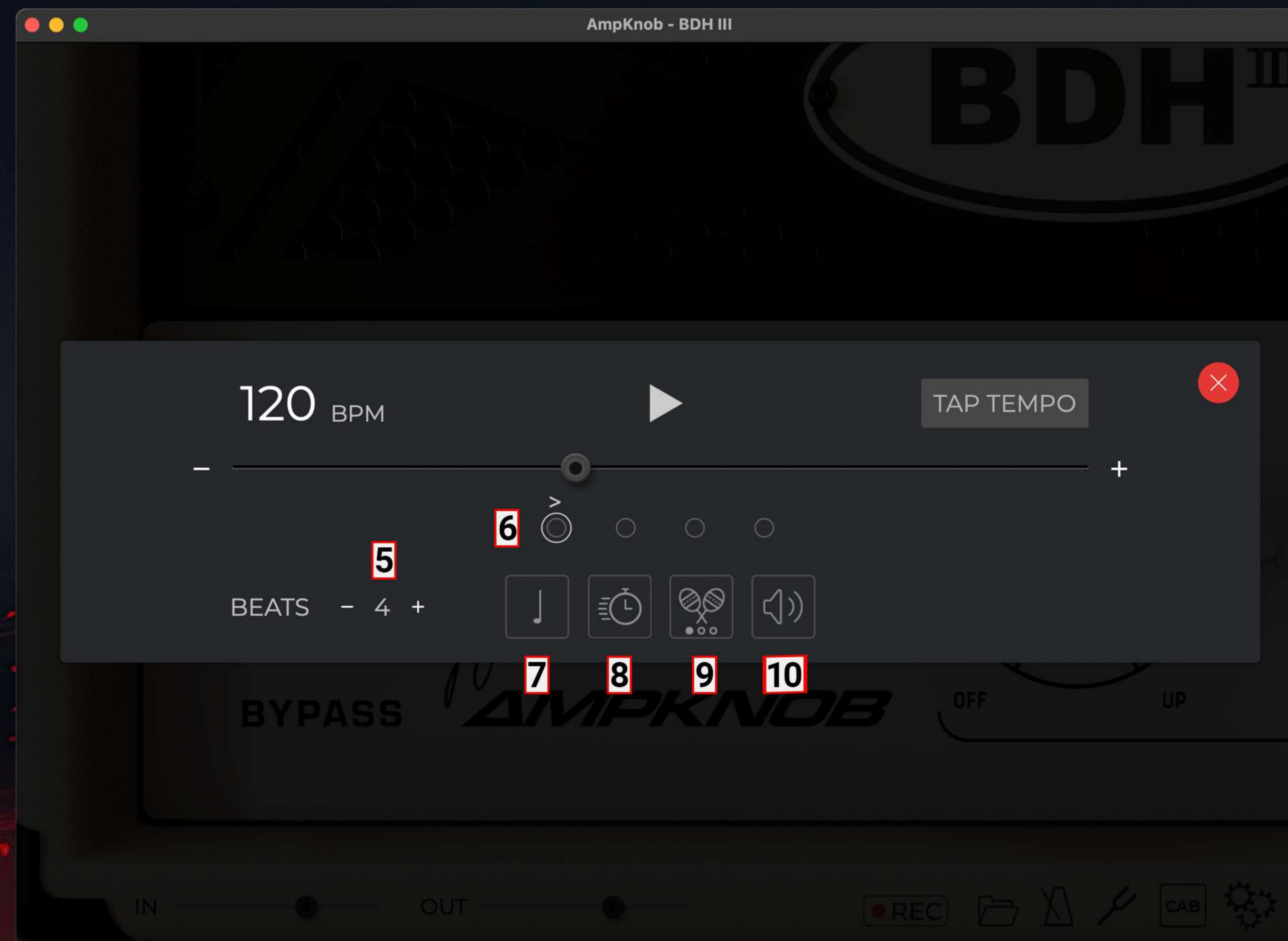
Automatically increase the tempo of the metronome over time increase practice difficulty without taking your hands off of the guitar.

9. METRONOME SOUND

Choose one of the 3 different metronome sounds.

10. VOLUME

Open the volume slider to adjust the volume of the metronome.



AMPKNOB BDH BUNDLE

Check out some of our favorite sample packs, amp sims, and impulse responses to cover every aspect of crafting your perfect metal mix, and visit www.bogrendigital.com to see our entire product catalog.

- HOME
- INTRODUCTION
 - THE AMPS
 - SYSTEM REQUIREMENTS
 - ACTIVATING YOUR LICENSE
 - TRIAL
 - FILE LOCATIONS
 - UNINSTALLING BD SOFTWARE
 - PLUGIN CONTROLS
 - INPUT/OUTPUT
 - PREFERENCES
 - GATE
 - RECORDING
 - METRONOME



Rev C

The one-knob revolution for album-ready heavy guitars.

Krunk Drums

Elevate your metal productions with the next-level drum instrument.



BassKnob

The Fast Track to Album-Ready Bass Guitars