



KRISTIAN KOHLE SIGNATURE
IR PACK
RAINBOWS & CHAINSAWS



Next Page ►

KRISTIAN KOHLE IR PACK

HOME

INTRODUCTION

WHY 'RAINBOWS AND CHAINSAWS'?

WHAT IS AN IMPULSE RESPONSE?

HOW TO USE IMPULSE RESPONSES

Digital Audio Workstations

Hardware Units

Kemper

Rig Manager

USB

Axe Fx

THE GEAR

Rainbows

Chainsaws

TIPS FOR GETTING A GREAT TONE

LEARN THE ART OF CRAFTING
GUITAR TONES

ANY OTHER LINKS YOU CAN SHARE?

OTHER BOGREN DIGITAL PRODUCTS

Introduction



Thank you for purchasing "Rainbows and Chainsaws"!

I believe this IR pack is something special, and I hope you will enjoy it as much as I do!

The idea behind this IR pack was not only to create one of the best sounding products out there but even more to create something inspiring and unique!

I have used four different 4x12" cabinets, more than twelve different speakers and tons of different microphones (dynamic, ribbon, and condenser) to give you combinations that haven't been heard before!

Check the gear list below for more detailed information.

Kristian Kohle



KRISTIAN KOHLE IR PACK

HOME

INTRODUCTION

WHY 'RAINBOWS AND CHAINSAWS'?

WHAT IS AN IMPULSE RESPONSE?

HOW TO USE IMPULSE RESPONSES

Digital Audio Workstations

Hardware Units

Kemper

Rig Manager

USB

Axe Fx

THE GEAR

Rainbows

Chainsaws

TIPS FOR GETTING A GREAT TONE

LEARN THE ART OF CRAFTING
GUITAR TONES

ANY OTHER LINKS YOU CAN SHARE?

OTHER BOGREN DIGITAL PRODUCTS

Why rainbows and chainsaws?



The unique part of this product is the duality between beauty and darkness!

The first half of this IR pack includes many beautiful and full sounding IRs (Rainbows!) that will sit right in a dense metal mix and sound highly professional.

The other half offers are impulses with a lot of character. These will help you achieve tones that are far away from the metal mainstream (Chainsaws)!

I want you to really experiment with these IRs. They blend really well and can get you very unique sounding tones!

A full V30 IR with just a touch of Chainsaw? Or maybe a breath of the 90s with a K100 IR? Or just warm up a brighter Rainbow IR with a doomy IR from the other side? It's up to you!

There are endless combinations, and this gives you the power to find YOUR tone that lies between the bright and the dark side!



KRISTIAN KOHLE IR PACK

HOME

INTRODUCTION

WHY 'RAINBOWS AND CHAINSAWS'?

WHAT IS AN IMPULSE RESPONSE?

HOW TO USE IMPULSE RESPONSES

Digital Audio Workstations

Hardware Units

Kemper

Rig Manager

USB

Axe Fx

THE GEAR

Rainbows

Chainsaws

TIPS FOR GETTING A GREAT TONE

LEARN THE ART OF CRAFTING
GUITAR TONES

ANY OTHER LINKS YOU CAN SHARE?

OTHER BOGREN DIGITAL PRODUCTS

What is an impulse response?




To put it simply, an impulse response is a capture of the speaker cabinet, the microphone, preamp, and any other gear in the recording chain.

It's a single .wav file that when run through an Impulse Response loader can simulate this chain very accurately.

Impulse Responses do not replace real amps or amp sims, just everything that happens after the amp head.

This is no way scientific but based on our experience at Bogren Digital, the cab and the mic are responsible for around 80% of your tone. You can have the best tube amp head in the world but if the cab is not chosen well, the microphone is in the wrong position or the signal is not processed properly, you will not have a good time.



KRISTIAN KOHLE IR PACK

HOME

INTRODUCTION

WHY 'RAINBOWS AND CHAINSAWS'?

WHAT IS AN IMPULSE RESPONSE?

HOW TO USE IMPULSE RESPONSES

Digital Audio Workstations

Hardware Units

Kemper

Rig Manager

USB

Axe Fx

THE GEAR

Rainbows

Chainsaws

TIPS FOR GETTING A GREAT TONE

LEARN THE ART OF CRAFTING GUITAR TONES

ANY OTHER LINKS YOU CAN SHARE?

OTHER BOGREN DIGITAL PRODUCTS

How to use Impulse Responses



These Impulse Responses are compatible with software IR loader plugins in your DAW, as well as hardware units from companies like Quad Cortex, Kemper, Fractal Audio, Line 6, Mooer, and more!

DAW

To use impulse responses in your DAW (Pro Tools, Logic, Reaper, Cubase, etc.) simply add your favorite guitar amp plugin, disable the cab section and follow with a plugin that can load IRs. A few of these include STL Tones Libra, NadIR, GGD Zilla, etc.

Some amp sims will allow you to load an IR directly without a need for another plugin.

One thing to keep in mind is that the quality of IR loaders on the market does differ. Some are very clean, some add EQ or even harmonics on their own without letting you know, and some can make the tone almost unrecognizable. If you want to hear the IRs the way I created it in my studio, make sure to use a great IR loader.



KRISTIAN KOHLE IR PACK

HOME

INTRODUCTION

WHY 'RAINBOWS AND CHAINSAWS'?

WHAT IS AN IMPULSE RESPONSE?

HOW TO USE IMPULSE RESPONSES

Digital Audio Workstations

Hardware Units

Kemper

Rig Manager

USB

Axe Fx

THE GEAR

Rainbows

Chainsaws

TIPS FOR GETTING A GREAT TONE

LEARN THE ART OF CRAFTING
GUITAR TONES

ANY OTHER LINKS YOU CAN SHARE?

OTHER BOGREN DIGITAL PRODUCTS

How to use Impulse Responses



HARDWARE UNITS

The Bogren Digital impulse responses are compatible with all hardware loaders. Below are some general guidelines but please refer to the user manual of your unit to learn how to load impulse responses.

Kemper

Rig Manager

If you download the latest version of Kemper Rig Manager, you will be able to drag and drop .wav files (44.1 kHz for Kemper) directly into the app.


USB

Alternatively, you can convert the impulse responses into .kipr files with Cab Maker and copy into a FAT32 formatted USB thumb drive. When done, connect it to your Kemper, then press the 'import' button.

A note on Kemper use: experiment with using 'direct' or 'merged' profiles if you have them. These had the amp head and cab captured separately, so when you replace the cab with an IR, the head sound is modeled more accurately.

Axe FX

Download the free 'Cab Lab Lite' utility to convert and load impulse responses.



KRISTIAN KOHLE IR PACK

HOME

INTRODUCTION

WHY 'RAINBOWS AND CHAINSAWS'?

WHAT IS AN IMPULSE RESPONSE?

HOW TO USE IMPULSE RESPONSES

Digital Audio Workstations

Hardware Units

Kemper

Rig Manager

USB

Axe Fx

THE GEAR

Rainbows

Chainsaws

TIPS FOR GETTING A GREAT TONE

LEARN THE ART OF CRAFTING
GUITAR TONES

ANY OTHER LINKS YOU CAN SHARE?

OTHER BOGREN DIGITAL PRODUCTS

The gear!

RAINBOWS

| IR | SETUP |
|-----------------------------------|---|
| 01 Modern Standard.wav | Celestion Vintage 30 / Mesa Boogie 4x12 / SM57 |
| 01b Modern Bright Standard.wav | Celestion Vintage 30 / Mesa Boogie 4x12 / SM57 |
| 01c Modern Vocal Standard.wav | Celestion Vintage 30/ Mesa Boogie 4x12 / SM57 + Beyer M160 |
| 01d Modern Fat Standard.wav | Celestion Vintage 30 / Mesa Boogie 4x12 / SM57 + sE RNT |
| 02 DV30.wav | Eminence DV-77 + Vintage 30 / Mesa Boogie 4x12 / SM57 each |
| 02b Transatlantic Blend.wav | Eminence DV-77 / Mesa Boogie 4x12 / SM57 + Jensen Nighthawk / Marshall MF400 / Beyer M160 |
| 02c Transatlantic Thickness.wav | Eminence DV-77 / Mesa Boogie 4x12 / SM57 + Jensen Nighthawk / Marshall MF400 / sE RNT |
| 03 Creamy Warmth.wav | Eminence CV-75 / Mesa boogie 4x12 / sE Voodoo + Celestion Vintage 30 / Mesa Boogie 4x12 / SM57 |
| 04 Into the Old School Clouds.wav | Jensen C12K2 / Marshall MF400 / SM57 + Jensen Nighthawk / Marshall MF400 / Beyer M160 |
| 05 Bulldozer Death.wav | Omega VM12-65 / Marshall MF400 / SM57 + Jensen Nighthawk / Marshall MF400 / Lewitt MTP440DM |
| 06 Big Balls Bazooka.wav | Omega VM12-65 / Marshall MF400 / SM57 + Jensen Raptor / Marshall MF400 / Heil PR20 |
| 07 Djentparade.wav | Jensen Nighthawk / Marshall MF400 / SM57 + Jensen Electric Lightning / Marshall MF400 / Shure 545 |
| 08 In your Face and Further.wav | Celestion Vintage 30 / Marshall 1960v / RE20 + Celestion Vintage 30 / Mesa Boogie 4x12 / SM57 |
| 09 So Raw yet Well Done.wav | Jensen Neofin / THC Speedstar 4x12 / Audix I5 + Celestion Century Vintage / THC Speedstar 4x12 / SM57 |
| 10 Transatlantic Superblend.wav | Omega VM-1265 / Marshall MF400 / SM57 / Celestion Vintage 30 / Mesa Boogie 4x12" / SM57 |





KRISTIAN KOHLE IR PACK

HOME

INTRODUCTION

WHY 'RAINBOWS AND CHAINSAWS'?

WHAT IS AN IMPULSE RESPONSE?

HOW TO USE IMPULSE RESPONSES

Digital Audio Workstations

Hardware Units

Kemper

Rig Manager

USB

Axe Fx

THE GEAR

Rainbows

Chainsaws

TIPS FOR GETTING A GREAT TONE

LEARN THE ART OF CRAFTING GUITAR TONES

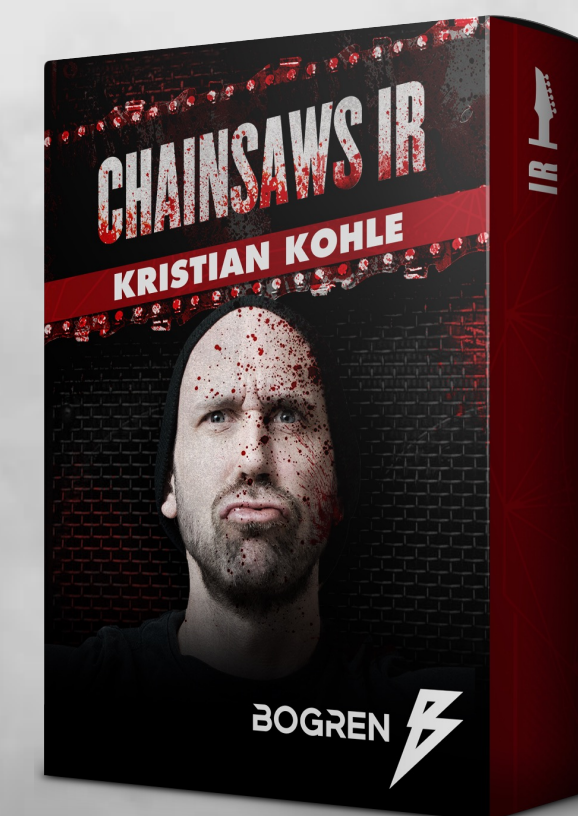
ANY OTHER LINKS YOU CAN SHARE?

OTHER BOGREN DIGITAL PRODUCTS

The gear!

CHAINSAWS

| IR | SETUP |
|-------------------------------|--|
| 01 100 Watt Razorblade.wav | Celestion K100 / Mesa Boogie 4x12 / RE20 + sE Voodoo |
| 02 Kohle Chainsaw Bliss.wav | Celestion Vintage 30 / Marshall 1960B / RE20 + Lewitt MTP440DM |
| 03 Swamp of the Dead.wav | Eminence Swamp Thang / Mesa Boogie 4x12 / AKG C414 + Jensen Tornado Stealth 65 / Mesa Boogie 4x12 / sE RNT |
| 04 Slimy Supergrind.wav | Celestion Vintage 30 / Mesa Boogie 4x12 / 2 x SM57 |
| 05 Juicy Vintage Fullness.wav | Celestion Century Vintage / THC Speedstar 4x12 / Rode NTR + SM57 |
| 06 Black Metal Magic.wav | Eminence DV77 / Mesa Boogie 4x12 / SM57 + Jensen Nighthawk / Marshall MF400 / SM57 |
| 07 Dark and Raw Crunch.wav | Jensen Neofin / THC Speedstar 4x12 / Audix I7 + Jensen Electric Lightning / Marshall MF400 / Beyer M160 |
| 08 Industrial Wrath.wav | Jensen C12K2 / Marshall MF400 / Audix D6 + Jensen Nighthawk / Marshall MF400 / SM57 |
| 09 Dark Ribbon Doom.wav | Celestion Century Vintage / THC Speedstar 4x12 / Rode NTR + Jensen Electric Lightning / Marshall MF400 / Beyer M160. |
| 10 Throaty Savage.wav | Fane F70 / Marshall 1960B / Heil PR20 + Jensen Tornado Stealth 65 / Shure 545 |
| 11 Ballgrinding Scoop.wav | Fane F70 / Electro Voice RE20 + Vintage 30 / SM57 + Jensen Tornado Stealth 65 / Shure SM7 / all in a Marshall 1960B |
| 12 Warm and Juicy.wav | Jensen Nighthawk / Marshall MF400 / Audix i5 + Jensen Electric Lightning / Marshall MF400 / Beyer M160 + Jensen C12K2 / Marshall MF400 / sE Voodoo |
| 13 Sludge Tunnel.wav | Jensen Nighthawk / Marshall MF400 / Audix i5 + Jensen C12K2 / Marshall MF400 / sE Voodoo + Eminence DV-77 / Mesa Boogie 4x12" / SM57 |



KRISTIAN KOHLE IR PACK

HOME

INTRODUCTION

WHY 'RAINBOWS AND CHAINSAWS'?

WHAT IS AN IMPULSE RESPONSE?

HOW TO USE IMPULSE RESPONSES

Digital Audio Workstations

Hardware Units

Kemper

Rig Manager

USB

Axe Fx

THE GEAR

Rainbows

Chainsaws


TIPS FOR GETTING A GREAT TONE

LEARN THE ART OF CRAFTING GUITAR TONES

ANY OTHER LINKS YOU CAN SHARE?

OTHER BOGREN DIGITAL PRODUCTS

Tips for getting a great tone



- ✦ Start clean. For best results, don't replace your old IRs with these in your existing presets, as the additional processing you might have done to the other IR might be too much with these.
This IR pack is EQ'd and is designed to work best with a simple setup - an amp head, an IR loader and no additional processing.
- ✦ Use a good IR player. Some will alter the tone.
- ✦ Choose different IR files for left and right guitar to improve the stereo field.
- ✦ Start with one IR per guitar before blending multiple. A single IR can already contain multiple mic blends and is a capture of a final tone I would dial in.



KRISTIAN KOHLE IR PACK

HOME

INTRODUCTION

WHY 'RAINBOWS AND CHAINSAWS'?

WHAT IS AN IMPULSE RESPONSE?

HOW TO USE IMPULSE RESPONSES

Digital Audio Workstations

Hardware Units

Kemper

Rig Manager

USB

Axe Fx

THE GEAR

Rainbows

Chainsaws

TIPS FOR GETTING A GREAT TONE

**LEARN THE ART OF CRAFTING
GUITAR TONES**

ANY OTHER LINKS YOU CAN SHARE?

OTHER BOGREN DIGITAL PRODUCTS

(Also available)

Learn the art of crafting guitar tones



You might have already heard about my guitar course. If not, you are in for a treat!


I teamed up with Pro Mix Academy to put together a very detailed training on how to build a guitar tone, whether you are using an amp, cab and microphones, or software and impulse responses.

Three songs and multi-tracks are included so you can follow along!

← Watch the trailer



PRO MIX ACADEMY



KRISTIAN KOHLE IR PACK

HOME

INTRODUCTION

WHY 'RAINBOWS AND CHAINSAWS'?

WHAT IS AN IMPULSE RESPONSE?

HOW TO USE IMPULSE RESPONSES

Digital Audio Workstations

Hardware Units

Kemper

Rig Manager

USB

Axe Fx

THE GEAR

Rainbows

Chainsaws

TIPS FOR GETTING A GREAT TONE

LEARN THE ART OF CRAFTING
GUITAR TONES

ANY OTHER LINKS YOU CAN SHARE?

OTHER BOGREN DIGITAL PRODUCTS

Any other links you can share?



Yes! Thank you for asking.

My YouTube channel [CLICK HERE](#)

Grindstein - My first guitar preamp pedal [CLICK TO SEE](#)

Oh My Goat - My distortion pedal [CLICK TO SEE](#)

Eminence DV-77 IR Pack [CLICK TO SEE](#)



If you haven't already, join the Bogren Digital Facebook group to share your music and learn secrets we don't dare to share outside!

[Join Our Facebook Group](#)



KRISTIAN KOHLE IR PACK

HOME

INTRODUCTION

WHY 'RAINBOWS AND CHAINSAWS'?

WHAT IS AN IMPULSE RESPONSE?

HOW TO USE IMPULSE RESPONSES

Digital Audio Workstations

Hardware Units

Kemper

Rig Manager

USB

Axe Fx

THE GEAR

Rainbows

Chainsaws

TIPS FOR GETTING A GREAT TONE

LEARN THE ART OF CRAFTING
GUITAR TONES

ANY OTHER LINKS YOU CAN SHARE?

OTHER BOGREN DIGITAL PRODUCTS

PRODUCER IMPULSE RESPONSES



Visit bogrendigital.com for more crushing metal tones!

