








SPECIFICATIONS

Model	 EVO 4.1	 EVO 4.2	 EVO 4.3	 EVO 4.4
General Description	2-way bookshelf speaker	3-way bookshelf speaker	3-way floorstanding speaker	3-way floorstanding speaker
Enclosure Type	bass reflex	bass reflex	bass reflex	bass reflex
Transducer Complement	2-way	3-way	3-way	3-way
Bass Driver	5" (130mm) black woven Kevlar cone	6.5" (150mm) black woven Kevlar cone	5" (130mm) black woven Kevlar cone x2	6.5" (150mm) black woven Kevlar cone x 2
Midrange Driver	—	2" (50mm) soft dome	2" (50mm) soft dome	2" (50mm) soft dome
Treble Driver	30" (60mm) AMT	30" (60mm) AMT	30" (60mm) AMT	30" (60mm) AMT
AV Shield	No	No	No	No
Sensitivity (2.83V @ 1M)	87dB	87dB	88dB	89dB
Recommended Amplifier Power	25-100W	25-120W	25-150W	30-200W
Peak SPL	104dB	105dB	105dB	107dB
Nominal Impedance	8Ω compatible	8Ω compatible	8Ω compatible	8Ω compatible
Minimum Impedance	3.5Ω	4.0Ω	4.4Ω	4.3Ω
Frequency Response (+/-3dB)	64Hz - 22kHz	54Hz - 22kHz	48Hz - 22kHz	44Hz - 22kHz
Bass Extension (-6dB)	55Hz	48Hz	42Hz	38Hz
Crossover Frequency	2.9kHz	1.4kHz, 3.9kHz	1.3kHz, 4.3kHz	1.4kHz, 4.7kHz
Dimensions (HxWxD)	335 x 210 x (285+10)mm	455 x 250 x (340+10)mm	875 x 210 x (285+10)mm	1060 x 250 x (340+10)mm
Net Weight	7.8kg/pcs	13.4kg/pcs	22.8kg/pcs	25.6kg/pcs

Model	 EVO 4.C	 EVO 4.CS	 EVO 4.S
General Description	3-way centre speaker	2-way centre speaker	3-way surround speaker
Enclosure Type	bass reflex	bass reflex	closed box
Transducer Complement	3-way	2-way	3-way
Bass Driver	6.5" (150mm) black woven Kevlar cone x 2	5" (130mm) Black Woven Kevlar Cone x2	6.5" (150mm) black woven Kevlar cone
Midrange Driver	2" (50mm) soft dome	—	2" (50mm) soft dome x 2
Treble Driver	30" (60mm) AMT	30" (60mm) AMT	30" (60mm) AMT x 2
AV Shield	No	No	No
Sensitivity (2.83V @ 1M)	90dB	88dB	88dB
Recommended Amplifier Power	25-150W	25-100W	25-120W
Peak SPL	108dB	96dB	106dB
Nominal Impedance	8Ω compatible	8Ω compatible	8Ω compatible
Minimum Impedance	4.3Ω	3.4Ω	3.9Ω
Frequency Response (+/-3dB)	48Hz - 22kHz	50Hz - 22kHz	70Hz - 22kHz
Bass Extension (-6dB)	42Hz	45Hz	65Hz
Crossover Frequency	1.5kHz, 3.9kHz	2.7kHz	1.5kHz, 4.4kHz
Dimensions (HxWxD)	245 x 750 x (340+10)mm	185 x 585 x (265+10)mm	245 x 400 x (145+10)mm
Net Weight	15.8kg/pcs	11.6kg/pcs	11.8kg/pcs



WHARFEDALE

EV04 Series

The Dawn of a New Standard

WHARFEDALE



*available in BLACK, WHITE and WALNUT

The Evolution of Affordable Hi-Fi, The Dawn of a New Standard.

EVO4
WHARFEDALE

OVERVIEW

The new **EVO4** represents the dawn of a new standard in hi-fi, from **Wharfedale** - the most famous name in British loudspeakers.

Following the concept of the best-selling **EVO** series that came before it, **EVO4** represents the evolution of affordable high-fidelity audio. More than just a new edition, **EVO4** also fuses the **EVO** concept with trickle down technology from the new flagship **Wharfedale ELYSIAN** series - and just like **ELYSIAN**, **EVO4** pushes the boundaries of technology and performance of speakers within this price class. From the cabinet design to the materials employed in its distinct design, **EVO4** stands head and shoulders above the competition.

Notably, the Wharfedale **EVO4** series employs a specially engineered AMT (Air Motion Transformer) transducer for its proprietary, silky smooth high frequency reproduction. By design, the AMT allows for a higher volume of air to be moved during performance than with a convention soft dome tweeter. This higher-pressure action, encouraged by the principles of AMT design, offers an improved point-source HF reproduction with lower distortion properties than conventional tweeters. This is evident in the stunning and sheer clarity of the musical performance of all of the **EVO4** series loudspeakers.

Evolution by design

- Taking strong elements from the Flagship **ELYSIAN** series, **EVO4** has ground breaking research and design embedded in its DNA. A long history of class-leading speaker concepts coupled with new technological breakthroughs means this is genuinely an evolution of affordable Hi-Fi.

Beauty with purpose

- The **EVO4** cabinet is purpose designed from the ground-up. Not just the sleek curves, which stand out from the competition, but the materials, composites, internal bracing and damping too, for instance. All of this ensures the sonic character is not compromised by aesthetic. Quite the opposite, in fact.

AMT

- The AMT (Air Motion Transformer) high frequency transducer excels above any rival model within this class. The point-source replicating, high volume air movement results in lower distortion and higher accuracy in HF reproduction.

Accuracy

- Articulate and accurate bass is perfected by the bi-directional weaved Kevlar cones - a material that is naturally self-damping to reduce and distribute resonances to virtually negligible levels. In addition, a fixed, profiled phase plug ensures smooth acoustic roll off, further aiding integration with the AMT HF unit and mid-range drivers found in the **EVO4.2** upwards.



Finely tuned

- As per the uncompromising workflow and standard of **Wharfedale** loudspeaker development, hundreds of hours of listening plus custom designed **WHARFEDALE** Computer Aided Optimisation technology allows for the fine tuning of the crossover, perfecting the combination of the driver selection for ultimate performance.

Versatile in application

- The **EVO4** series is refined to appeal to the audiophile and the home-theatre enthusiast alike. Offering supreme performance in tight spaces, with the compact **EVO4.1** and equally compact but 3-way design **EVO4.3**, there is also the option of the indulgent extension of bass, volume and impact in the 3-way 4.2 or 4.4. The 4C offers enhanced clarity of dialogue in home-cinema applications while the 4S surround speakers immerse the user in a genuine theatre experience. Whichever model is considered, **EVO4** will exceed any expectation.



BLACK



WHITE



WALNUT

