

# Lanen Series 21 from Prodipe BL21 Lanen Instrument Mic

**User Manual**  
*BL21 Lanen Double Bass*

---



**Prodipe**<sup>®</sup>

# Safety Information

Thank you for purchasing this digital appliance. To ensure perfect operation and security, please read the manual carefully and retain it for future reference.

## Precautions



The lightning flash with the arrowhead symbol in an equilateral triangle is intended to alert the user to the presence of non-insulated “dangerous voltage” inside the appliance that may be of sufficient magnitude to constitute a risk of electric shock.



The exclamation mark within an equilateral triangle is intended to alert the user to the presence of important operating and maintenance (servicing) instructions in the literature accompanying the product.

## Important Instructions

- 1) Read these instructions.
- 2) Retain these instructions.
- 3) Heed all warnings.
- 4) Follow all instructions.
- 5) Do not use this appliance near water.
- 6) Clean only with a dry cloth.
- 7) Do not block any of the ventilation openings that were installed in accordance with the manufacturer’s instructions.
- 8) Do not install near any heat sources such as radiators, heat registers, stoves, or other appliances (including amplifiers) that produce heat.
- 9) Do not defeat the safety purpose of the polarized or grounding-type plug. A polarized plug has two blades with one wider than the other. A grounding type plug has two blades and a third grounding prong. The wide blade or the third prong is provided for your safety. If the plug provided does not fit into your outlet, consult an electrician to ensure replacement of the obsolete outlet.
- 10) Protect the power cord from being walked on or pinched, particularly at plugs, convenience receptacles, and the point where it exits from the appliance.
- 11) Only use attachments/accessories specified by the manufacturer.
- 12) Use only with the cart, stand, tripod, bracket, or table specified by the manufacturer, or sold with the appliance. If using a cart, be careful when moving the cart/appliance combination to avoid injury from tip-over (Figure 1).
- 13) Unplug this appliance during lightning storms or when unused for long periods of time.
- 14) Refer all servicing to qualified service personnel. Servicing is required when the appliance has been damaged in any way, for example, the power-supply cord or plug is damaged, liquid has been spilled or objects have fallen inside the appliance, the appliance has been exposed to rain or moisture, does not operate normally, or has been dropped.



(Figure 1)

**WARNING:** To reduce the risk of fire or electric shock, do not expose this appliance to rain or moisture.

**CAUTION:** The appliance should not be exposed to drips or splashes of water. Objects filled with liquids, such as vases, should not be placed on the appliance.



This logo indicates that the product can be recycled after it has been used. Please do not dispose of the product with your normal household waste. Return the product to the shop where you purchased it or place it in the designated recycling container.

Actual product(s) may differ from illustrations/photographs used

Copyright © 2014 IPE Music

# Contents

Introduction.....	3
The Lanen Series 21 capsule.....	3
The Lanen Series 21 mic clamps .....	4
Mounting the Series 21 mics .....	4
Using the Lanen BL21 .....	5
Technical specifications.....	6
Audio connections .....	Erreur ! Signet non défini.
Safety precautions and guarantee conditions.....	Erreur ! Signet non défini.

## Introduction

We would like to thank you for buying this product. To gain maximum satisfaction from your purchase, please read the instructions in this manual carefully. It is important that you keep the manual in a safe place. Before leaving the factory, every product is meticulously checked by our extremely thorough quality control team.

## The Lanen Series 21 capsule

The capsule for Prodipe's Lanen Series 21 mic range has been designed for musicians requiring a mic that reproduces the sound of their acoustic instruments during live concerts.

The capsule for the Lanen BL21 is an electret capsule that can take up to 140dB. It will preserve the full harmonic and dynamic envelope of your double bass. The perfect, natural sound it creates is identical to the warmth and the sound within the instrument itself.

The BL21 mic doubles up as a wireless mic when used with the **Prodipe DSP-UHF Bodypack** system (sold separately).



*Lanen Series 21 capsule mic*



## The Lanen Series 21 mic clamps

Attaching the Lanen Series 21 mic and positioning it in just the right place are extremely important when it comes to reproducing a high quality sound. Our range of purpose built clamps gives you the ideal balance between location and discretion.



*Lanen SB21 Clamp/Salmiéri PL21*



*Lanen GL21 Clamps*



*Lanen VL21 Clamp*



*Lanen CL21 Clamp*



*Lanen BL21 Clamp*

## Mounting the Series 21 mics

The Series 21 mics require a 48V phantom power. They are supplied with the appropriate clamp and a mini XLR to XLR adaptor (see photo below).



This mini XLR to XLR adaptor provides the connection between the Lanen Series 21 mic mini XLR socket and the XLR cable from your PA system. A belt clip ensures that the adaptor is kept close to the body and that a normal wired distance is maintained.


The Lanen Series 21 clamps have been designed to offer perfect acoustic insulation between the instrument and the mic capsule. The rubber mount and the mic suspension combine to reduce unwanted instrument vibrations to an absolute minimum.





1. Lanen Capsule 21 + windshield.
2. Mic suspension.
3. Flexible gooseneck.
4. Rubber clamp.
5. Mic cable with mini XLR.
6. Mini XLR to XLR adaptor with belt clip.

## Using the Lanen BL21

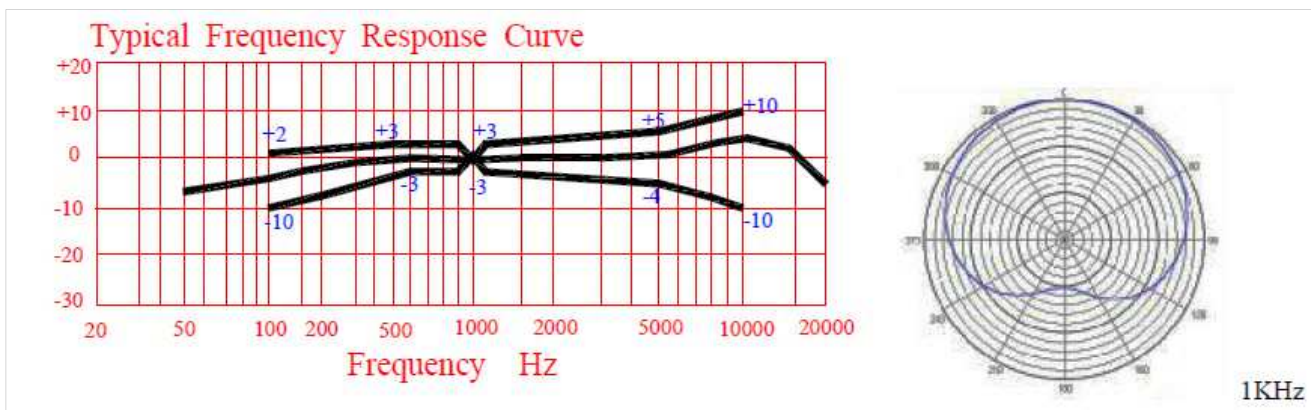
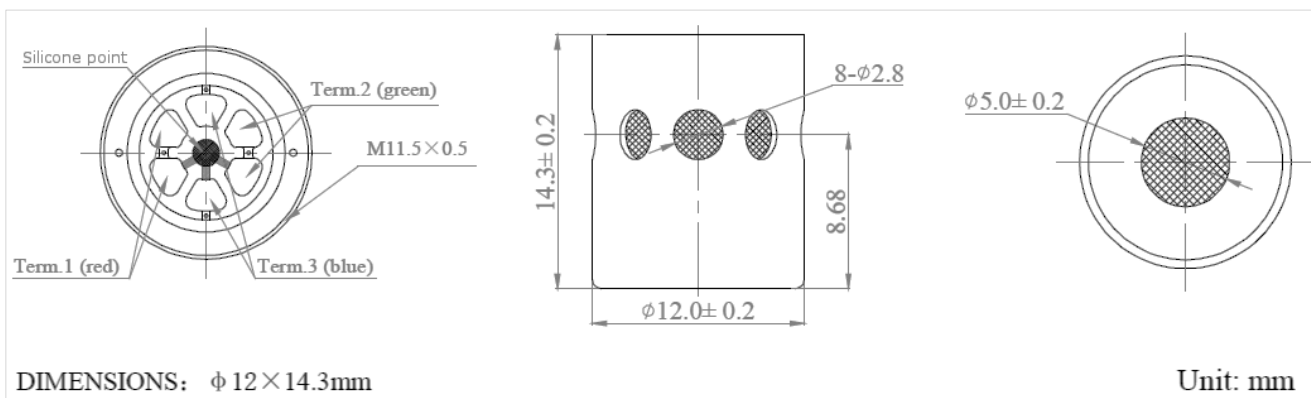


We have studied the positioning of the Lanen BL21 clamp to ensure that the capsule is able to access the very heart of the sound. With the flexible gooseneck you can adjust the distance between the source of the sound and the mic capsule to the nearest millimetre.

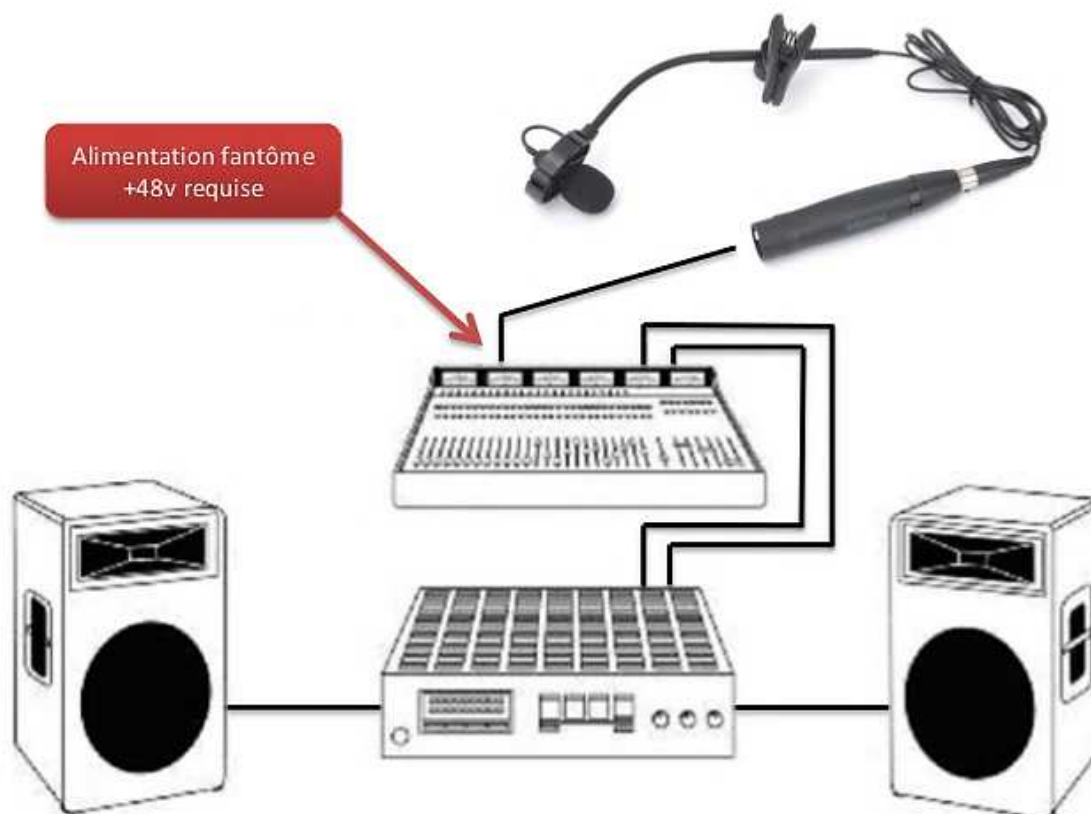


# Technical Specifications

- Sensitivity: -47dB  $\pm$ 3dB (0dB=1V/Pa to 1KHz)
- Type: Electret cardioid
- Max SPL: 140 dB
- Output impedance: 2.2 K $\Omega$
- Directivity: Unidirectionnal
- S/N ratio: 68dB
- Frequency response: 50Hz to 20KHz
- Connection: mini XLR, balanced
- Cable length: 1 metre



## Audio connections



Connect the Lanen Series 21 mic mini XLR socket to the mini XLR to XLR adaptor. Connect your mic with an XLR to XLR cable (not included) to a mixing deck or any other equipment that has an XLR audio input terminal and +48v phantom power.

## Safety precautions and guarantee conditions

- Your Prodipe Lanen Series 21 mic is supplied with a windshield to protect the capsule. This windshield should always be kept clean so that the mic's sound quality does not deteriorate.
- Foreign particles and dust may coat/clog the mesh/filter and affect the mic's frequency response. Your mic should be stored away from dust and light each time you have finished using it.
- The mic capsule is very fragile. Please avoid dropping your mic onto a hard surface or handling it roughly.
- To ensure optimum sensitivity and sound quality, please avoid using your mic in damp conditions or in extreme temperatures e.g. strong sunlight.

**Prodipe and its distributors decline all responsibility for any damage caused to the unit in the event that the above safety precautions are not followed.**



