

# HOME COLLECTION

2024



AUDIO SOLUTIONS  
HANDCRAFTED IN FRANCE

 **FOCAL**<sup>®</sup>

For more than four decades, Focal has created speaker drivers and high-end loudspeakers that deliver a unique sound. Our brand values are innovation and performance; excellence and pleasure. We are globally renowned for our exclusive technologies. The result of this technological heritage is class-leading products offering a natural, authentic performance, imbued with clarity and power. With our collection of acoustic loudspeakers, we bring you excellent listening quality, both in stereo and Home Cinema set ups, through solutions with an exceptional design.



**01.**  
UTOPIA

7

**02.**  
SOPRA

17



**03.**  
KANTA

23

**04.**  
ARIA EVO X

29



**05.**  
VESTIA

35

**06.**  
THEVA

41



**07.**  
SUBWOOFERS

47

**08.**  
ASTRAL 16

51



---

# 01.

## UTOPIA

The legend continues

The embodiment of Focal excellence, the Utopia III Evo line is distinguished by its incredible silhouette, cutting-edge, exclusive technology, finishes inspired by the luxury car industry and, of course, the unrivalled listening experience they deliver. They are also home to the best components of their generation. Utopia is an icon, and still streets ahead of the rest.

---



## KEY POINTS



'W' sandwich cone



Pure Beryllium tweeter



TMD® surround




Power Flower™ technology



Focus Time



Large laminar vent





# GRANDE UTOPIA EM EVO

**The ultimate sound**

Grande Utopia has left an indelible mark with each generation; it is Focal's most successful concept. With its exceptional performance and unique style, it is no longer simply a monument to technology, it is also a sound sculpture. Each speaker driver is housed inside a separate box. These boxes make up the spectacular spinal column of the loudspeaker and can be tilted by a dedicated handle. This adjustable 'Focus Time' function means you can achieve an absolutely perfect sound image based on the configuration of your room.

HANDCRAFTED  
  
IN FRANCE



Carrara  
White



Black  
Lacquer



Ash  
Grey



Hot  
Chocolate



Noyer  
Naturel



Noyer  
Foncé



### GRANDE UTOPIA EM EVO

### STELLA UTOPIA EM EVO

<b>Type</b>	4-way bass-reflex floorstanding loudspeaker	3-way bass-reflex floorstanding loudspeaker
<b>Drivers</b>	<ul style="list-style-type: none"> <li>• Electro-Magnetic 16" (40cm) 'W' Woofer</li> <li>• Multiferrite 11" (27cm) 'W' Low-Mid Woofer</li> <li>• 2 x 6½" (16.5cm) 'W' Midrange Power Flower™ with TMD® suspension and NIC motor</li> <li>• 1" (27mm) IAL2 pure Beryllium inverted dome tweeter</li> </ul>	<ul style="list-style-type: none"> <li>• Electro-Magnetic 13" (33cm) 'W' Woofer</li> <li>• 2 x 6½" (16.5cm) 'W' Midrange Power Flower™ with TMD® suspension and NIC motor</li> <li>• 1" (27mm) IAL2 pure Beryllium inverted dome tweeter</li> </ul>
<b>Frequency response</b>	18Hz - 40kHz	22Hz - 40kHz
<b>Low frequency point (-6dB)</b>	14Hz	18Hz
<b>Crossover frequency</b>	80 / 220 / 2,300Hz	230 / 2,200Hz
<b>Sensitivity (2.83V/1 m)</b>	94dB	94dB
<b>Nominal impedance</b>	8Ω (min 3Ω)	8Ω (min 2.8Ω)
<b>Recommended amplifier power</b>	50 - 1,500W	50 - 1,000W
<b>Dimensions (HxWxD)</b>	77½ x 25¾ x 34½" (201 x 65.4 x 88cm)	61¾ x 21¾ x 32½" (155.8 x 55.3 x 83cm)
<b>Net weight (by unit)</b>	584lbs (265kg)	375lbs (170kg)
<b>Finishes</b>		



### MAESTRO UTOPIA EVO

### SCALA UTOPIA EVO

<b>Type</b>	3-way bass-reflex floorstanding loudspeaker	3-way bass-reflex floorstanding loudspeaker
<b>Drivers</b>	<ul style="list-style-type: none"> <li>• 11" (27cm) 'W' Woofer with a Magnetic Damping System (MDS)</li> <li>• 11" (27cm) 'W' Woofer Power Flower™</li> <li>• 6½" (16,5cm) 'W' Midrange with TMD® suspension and NIC motor</li> <li>• 1" (27mm) IAL2 pure Beryllium inverted dome tweeter</li> </ul>	<ul style="list-style-type: none"> <li>• 11" (27cm) 'W' Woofer Power Flower™</li> <li>• 6½" (16,5cm) 'W' Midrange with TMD® suspension and NIC motor</li> <li>• 1" (27mm) IAL2 pure Beryllium inverted dome tweeter</li> </ul>
<b>Frequency response</b>	25Hz - 40kHz	27Hz - 40kHz
<b>Low frequency point (-6dB)</b>	21Hz	24Hz
<b>Crossover frequency</b>	280 / 2,200Hz	220 / 2,400Hz
<b>Sensitivity</b>	93dB	92dB
<b>Nominal impedance</b>	8Ω (min 3.1Ω)	8Ω (min 3.2Ω)
<b>Recommended amplifier power</b>	50 - 600W	50 - 500W
<b>Dimensions (HxWxD)</b>	57½ x 17½ x 30¼" (147 x 45.5 x 77cm)	(49½ x 15½ x 26¾") 124.7 x 39.3 x 67cm
<b>Net weight (by unit)</b>	256lbs (116kg)	187lbs (85kg)
<b>Finishes</b>		



**DIABLO UTOPIA  
COLOUR EVO**

<b>Type</b>	2-way bass-reflex compact bookshelf loudspeaker	<b>VIVA/VIVA CENTER UTOPIA COLOUR EVO</b>	3-way LCR bass-reflex loudspeaker
<b>Drivers</b>	<ul style="list-style-type: none"> <li>• 6½" (16.5cm) 'W' Mid-Bass Power Flower™</li> <li>• 1" (27mm) IAL2 pure Beryllium inverted dome tweeter</li> </ul>	<ul style="list-style-type: none"> <li>• 2 x 8" (21cm) 'W' Woofers</li> <li>• 6½" (16.5cm) 'W' Midrange Power Flower™</li> <li>• 1" (27mm) IAL2 pure Beryllium inverted dome tweeter</li> </ul>	
<b>Frequency response</b>	44Hz - 40kHz	39Hz - 40kHz	
<b>Low frequency point (-6dB)</b>	40Hz	34Hz	
<b>Crossover frequency</b>	2,200Hz	270Hz / 2,200Hz	
<b>Sensitivity (2.83V/1 m)</b>	89dB	92dB	
<b>Nominal impedance</b>	8Ω (min 4Ω)	8Ω (min 3.2Ω)	
<b>Recommended amplifier power</b>	25 - 200W	50 - 600W	
<b>Dimensions (HxWxD)</b>	17 x 10½ x 16¾" (43.1 x 25.8 x 42.7cm)	37½ x 12½ x 20½" (94.2 x 32.2 x 51cm)	
<b>Net weight (by unit)</b>	44lbs (20kg)	125lbs (57kg)	
<b>Finishes</b>			



**SUB UTOPIA EM  
COLOUR EVO**

Subwoofer (see p.47)



**DIABLO UTOPIA  
COLOUR EVO STAND**

Height: 24" (60cm)  
Graphite Black finish



**VIVA / VIVA CENTER  
UTOPIA COLOUR EVO STAND**

Height: 16" (40cm)  
Graphite Black finish



---

# 02.

## SOPRA

### Revealing the invisible

The Sopra loudspeakers push back the limits of sound reproduction in terms of transparency, of precision, and harmonic richness. They gloriously release the essence of music: you will feel like you are listening to some sounds for the very first time... With its sleek design and its compactness, the Sopra range is a delight for aesthetes of form and sound.

---



## FINISHES



Carrara  
White



Electric  
Orange



Black  
Lacquer



Light  
Oak




Macassar

## KEY POINTS



'W' sandwich  
cone




TMD®  
surround



Pure Beryllium  
IHL tweeter



NIC  
technology





### SOPRA N°3

### SOPRA N°2

### SOPRA N°1

<b>Type</b>	3-way bass-reflex floorstanding loudspeaker	3-way bass-reflex floorstanding loudspeaker	2-way bass-reflex bookshelf loudspeaker
<b>Drivers</b>	<ul style="list-style-type: none"> <li>• 2 x 8" (21cm) 'W' Woofer with NIC motor</li> <li>• 6½" (16.5cm) 'W' Midrange with TMD® suspension and NIC motor</li> <li>• 1" (27mm) IHL pure Beryllium inverted dome tweeter</li> </ul>	<ul style="list-style-type: none"> <li>• 2 x 7" (18cm) 'W' Woofer with NIC motor</li> <li>• 6½" (16.5cm) 'W' Midrange with TMD® suspension and NIC motor</li> <li>• 1" (27mm) IHL pure Beryllium inverted dome tweeter</li> </ul>	<ul style="list-style-type: none"> <li>• 6½" (16.5cm) 'W' Mid-Bass with TMD® suspension and NIC motor</li> <li>• 1" (27mm) IHL pure Beryllium inverted dome tweeter</li> </ul>
<b>Frequency response</b>	33Hz - 40kHz	34Hz - 40kHz	45Hz - 40kHz
<b>Low frequency point (-6dB)</b>	26Hz	28Hz	41Hz
<b>Crossover frequency</b>	250Hz / 2,200Hz	250Hz / 2,200Hz	2,200Hz
<b>Sensitivity (2.83V/1 m)</b>	91,5dB	91dB	89dB
<b>Nominal impedance</b>	8Ω (min 3.1Ω)	8Ω (min 3.1Ω)	8Ω (min 3.9Ω)
<b>Recommended amplifier power</b>	40 - 400W	40 - 300W	25 - 150W
<b>Dimensions (HxWxD)</b>	49⅝ x 15¾ x 23⅝" (126.4 x 40.2 x 59.5cm)	46⅞ x 14⅞ x 21¼" (119 x 35.8 x 54cm)	16⅞ x 11 x 15¾" (42.5 x 27.9 x 39.6cm)
<b>Net weight (by unit)</b>	154lbs (70kg)	121lbs (55kg)	42lbs (19kg)
<b>Finishes</b>			



### SOPRA CENTER

### SOPRA SURROUND BE

<b>Type</b>	3-way bass-reflex center loudspeaker	2-way sealed bipolar surround loudspeaker
<b>Drivers</b>	<ul style="list-style-type: none"> <li>• 2 x 6½" (16.5cm) 'W' Woofers</li> <li>• 3" (8cm) 'W' Midrange</li> <li>• 1" (27mm) IHL pure Beryllium inverted dome tweeter</li> </ul>	<ul style="list-style-type: none"> <li>• 2 x 6½" (16.5cm) 'W' Mid-Bass</li> <li>• 2 x 1" (27mm) IHL pure Beryllium inverted dome tweeter</li> </ul>
<b>Frequency response</b>	55Hz - 40kHz	72Hz - 40kHz
<b>Low frequency point (-6dB)</b>	50Hz	59Hz
<b>Crossover frequency</b>	500Hz / 2,200Hz	2,400Hz
<b>Sensitivity (2.83V/1 m)</b>	91dB	91dB
<b>Nominal impedance</b>	8Ω (min 4.1Ω)	4Ω / 8Ω (min 3Ω / 6Ω (bipole/monopole))
<b>Recommended amplifier power</b>	40 - 200W	40 - 200W
<b>Dimensions (HxWxD)</b>	9¼ x 24 x 13¾" (23.5 x 60.9 x 35cm)	15⅝ x 16⅞ x 7½" (39 x 43 x 19cm)
<b>Net weight (by unit)</b>	121lbs (19kg)	28lbs (13kg)
<b>Finishes</b>		



### SW 1000 BE

Subwoofer (see p.47)



### SOPRA STAND

Height: 24" (60cm)  
Graphite Black finish

---

# 03.

## KANTA

### Performance meets style

Kanta is all about superb performance in an even more tightly controlled space. Precision, detail, warmth and musical sounding are its key sound characteristics. The range also stands out for its modern design and decidedly disruptive aesthetics. The front panels of its four models, in either a lacquered or a matte finish, offer various combination options to cater to all tastes and to suit diverse environments.

---



## FINISHES



Black Lacquer  
Black Mat



White High Gloss  
White Mat



Walnut High Gloss  
Black Mat



Walnut High Gloss  
Ivory Mat

## KEY POINTS



Flax  
cone




Beryllium  
tweeter



TMD®  
surround



Focus  
Time





**KANTA N°3**



**KANTA N°2**



**KANTA N°1**



**KANTA CENTER**



**SUB 1000 F**

<b>Type</b>	3-way bass-reflex floorstanding loudspeaker	3-way bass-reflex floorstanding loudspeaker	2-way bass-reflex bookshelf loudspeaker
<b>Drivers</b>	<ul style="list-style-type: none"> <li>• 2 x 8" (21 cm) Flax bass with NIC motor</li> <li>• 6½" (16.5 cm) Flax Midrange with TMD® suspension and NIC motor</li> <li>• 1" (27mm) IAL3 pure Beryllium inverted dome tweeter</li> </ul>	<ul style="list-style-type: none"> <li>• 2 x 6½" (16.5cm) Flax Woofer with NIC motor</li> <li>• 6½" (16.5cm) Flax Midrange with TMD® suspension and NIC motor</li> <li>• 1" (27mm) IAL3 pure Beryllium inverted dome tweeter</li> </ul>	<ul style="list-style-type: none"> <li>• 6½" (16.5 cm) Flax Mid-Bass with TMD® suspension and NIC motor</li> <li>• 1" (27 mm) IAL3 pure Beryllium inverted dome tweeter</li> </ul>
<b>Frequency response</b>	33Hz - 40kHz	35Hz - 40kHz	46Hz - 40kHz
<b>Low frequency point (-6dB)</b>	26Hz	29Hz	42Hz
<b>Crossover frequency</b>	250Hz / 2,500Hz	260Hz / 2,700Hz	2,400Hz
<b>Sensitivity (2.83V/1 m)</b>	91dB	91dB	88dB
<b>Nominal impedance</b>	8Ω (min 3Ω)	8Ω (min 3.1Ω)	8Ω (min 3.9Ω)
<b>Recommended amplifier power</b>	40 - 400W	40 - 300W	25 - 150W
<b>Dimensions (HxWxD)</b>	50¾ x 15¼ x 20½" (128 x 38.6 x 52cm)	44 x 12¾ x 18¾" (111.8 x 32.1 x 47.7cm)	16¾ x 9¼ x 15¾" (42.2 x 23.4 x 39cm)
<b>Net weight (by unit)</b>	101lbs (46kg)	77lbs (35kg)	29lbs (13kg)
<b>Finishes</b>			

<b>Type</b>	2-way bass-reflex center loudspeaker
<b>Drivers</b>	<ul style="list-style-type: none"> <li>• 6½" (16.5 cm) Flax Mid-Bass with TMD® suspension and NIC motor</li> <li>• 1" (27 mm) IAL3 pure Beryllium inverted dome tweeter</li> </ul>
<b>Frequency response</b>	55Hz - 40kHz
<b>Low frequency point (-6dB)</b>	50Hz
<b>Crossover frequency</b>	2,400Hz
<b>Sensitivity (2.83V/1 m)</b>	91dB
<b>Nominal impedance</b>	8Ω (min 3.5Ω)
<b>Recommended amplifier power</b>	40 - 200W
<b>Dimensions (HxWxD)</b>	9½ x 22 x 15¾" (24.6 x 56.1 x 39cm)
<b>Net weight (by unit)</b>	40lbs (18kg)
<b>Finishes</b>	

<b>Type</b>	Subwoofer (see p.47)
<b>Dimensions (HxWxD)</b>	
<b>Net weight (by unit)</b>	
<b>Finishes</b>	



**KANTA N°1 STAND**

Adjustable height from 24" to 25" (61,5 to 64,1cm)  
Graphite Black finish



**KANTA CENTER STAND**

Adjustable height from 16.5" to 17.5" (42,4 to 45cm)  
Graphite Black finish

---


# 04.

## ARIA EVO X

**High Fidelity guaranteed**

In an embodiment of expressive high fidelity, Aria Evo X preserves the DNA of Aria 900 while reinventing itself ten years on. The midrange and bass speaker drivers retain the unrivalled flax cone, which delivers a natural sound, while the 'M'-shaped TAM tweeter reproduces a broad spectrum of frequencies and offers a wide diffusion angle. A line that delivers sublime design with sophisticated and contemporary finishes, the Aria Evo X will delight music lovers and Home Cinema fans alike.

---



## FINISHES



Black  
High Gloss



Moss Green  
High Gloss



Prime  
Walnut

## KEY POINTS



RMS  
Tweeter



MXR  
Tweeter



Multiport  
Powerflow system



Leather effect  
front panel







**ARIA EVO X  
N°4**



**ARIA EVO X  
N°3**



**ARIA EVO X  
N°2**

<b>Type</b>	3-way bass-reflex floorstanding loudspeaker	3-way bass-reflex floorstanding loudspeaker	3-way bass-reflex floorstanding loudspeaker
<b>Drivers</b>	<ul style="list-style-type: none"> <li>• 2 x 8" (21cm) Flax Woofer</li> <li>• 6½" (16.5cm) Flax Midrange with TMD® suspension</li> <li>• 1" (25mm) TAM Al/Mg inverted dome tweeter</li> </ul>	<ul style="list-style-type: none"> <li>• 3 x 6½" (16.5cm) Flax Woofer</li> <li>• 6½" (16.5cm) Flax Midrange with TMD® suspension</li> <li>• 1" (25mm) TAM Al/Mg inverted dome tweeter</li> </ul>	<ul style="list-style-type: none"> <li>• 2 x 6½" (16.5cm) Flax bass</li> <li>• 6½" (16.5cm) Flax Midrange with TMD® suspension</li> <li>• 1" (25mm) TAM Al/Mg inverted dome tweeter</li> </ul>
<b>Frequency response</b>	37Hz - 30kHz	39Hz - 30kHz	45Hz - 30kHz
<b>Low frequency point (-6dB)</b>	31Hz	32Hz	37Hz
<b>Crossover frequency</b>	280Hz / 2,600Hz	260Hz / 3,100Hz	290Hz / 2,400Hz
<b>Sensitivity (2.83V/1 m)</b>	92.5dB	92dB	91.5dB
<b>Nominal impedance</b>	8Ω (min 2.5Ω)	8Ω (min 2.8Ω)	8Ω (min 2.9Ω)
<b>Recommended amplifier power</b>	40 - 350W	40 - 300W	40 - 250W
<b>Dimensions (HxWxD)</b>	45¼ x 14¾ x 16¾" (115 x 37.1 x 42cm)	45¼ x 11½ x 14¾" (115 x 29.4 x 37.1cm)	40¾ x 11½ x 14¾" (103.5 x 29.4 x 37.1cm)
<b>Net weight (by unit)</b>	77lbs (35kg)	64lbs (29kg)	55lbs (25kg)
<b>Finishes</b>			



**ARIA EVO X  
N°1**



**ARIA EVO X  
CENTER**



**ARIA  
SR 900**

<b>Type</b>	2-way bass-reflex bookshelf loudspeaker	2-way bass-reflex center loudspeaker	2-way sealed bipolar surround loudspeaker
<b>Drivers</b>	<ul style="list-style-type: none"> <li>• 6½" (16.5cm) Flax Mid-Bass with TMD® suspension</li> <li>• 1" (25mm) TAM Al/Mg inverted dome tweeter</li> </ul>	<ul style="list-style-type: none"> <li>• 2 x 6½" (16.5cm) Flax Mid-Bass with TMD® suspension</li> <li>• 1" (25mm) TAM Al/Mg inverted dome tweeter</li> </ul>	<ul style="list-style-type: none"> <li>• 2 x 5" (13cm) Flax Mid-Bass</li> <li>• 2 x 1" (25mm) TNF Al/Mg inverted dome tweeter</li> </ul>
<b>Frequency response</b>	55Hz - 30kHz	57Hz - 30kHz	85Hz - 28Hz
<b>Low frequency point (-6dB)</b>	47Hz	50Hz	67Hz
<b>Crossover frequency</b>	2,800Hz	2,800Hz	2,200Hz
<b>Sensitivity (2.83V/1 m)</b>	89.5dB	91dB	90dB
<b>Nominal impedance</b>	8Ω (min 4.6Ω)	8Ω (min 4.3Ω)	8Ω (min 3.6Ω)
<b>Recommended amplifier power</b>	25 - 120W	40 - 200W	25 - 120W
<b>Dimensions (HxWxD)</b>	15¾ x 8¾ x 11" (39 x 22.5 x 28cm)	7¾ x 21 x 9¾" (20 x 53.3 x 24.5cm)	11½ x 15¾ x 6" (29.5 x 40 x 17cm)
<b>Net weight (by unit)</b>	19lbs (8.5kg)	23lbs (10.5kg)	12lbs (6kg)
<b>Finishes</b>	Black Satin		



**SUB 1000 F**

Subwoofer (see p.47)



**STAND ARIA S 900**

Aria Evo X N°1 compatible  
Height: 24" (60cm)  
Aluminium finish

---


# 05.

## VESTIA

**A further step towards emotion**

With the Vestia line, feel new emotions, whether in a hi-fi or Home Cinema setup. The five models of the range reveal the purity of Focal sound with even more finesse and detail, thanks to the attributes of the speaker drivers' Slatefiber cone and the TAM tweeter with 'M'-shaped dome delivering precise treble. With their sleek design and refined finishes, these loudspeakers fit seamlessly into any interior.

---



## FINISHES



Black  
High Gloss



Light  
Wood




Dark  
Wood

## KEY POINTS



Slatefiber  
cone




TAM  
Tweeter



Rear and front  
port



Time  
Alignment





**VESTIA N°4**



**VESTIA N°3**



**VESTIA N°2**

<b>Type</b>	3-way bass-reflex floorstanding loudspeaker	3-way bass-reflex floorstanding loudspeaker	3-way bass-reflex floorstanding loudspeaker
<b>Drivers</b>	<ul style="list-style-type: none"> <li>• 2 x 8¼" (21cm) Slatefiber Woofer</li> <li>• 6½" (16.5cm) Slatefiber Midrange</li> <li>• 1" (25mm) TAM Al/Mg inverted dome tweeter</li> </ul>	<ul style="list-style-type: none"> <li>• 3 x 6½" (16.5cm) Slatefiber Woofer</li> <li>• 6½" (16.5cm) Slatefiber Midrange</li> <li>• 1" (25mm) TAM Al/Mg inverted dome tweeter</li> </ul>	<ul style="list-style-type: none"> <li>• 2 x 6½" (16.5cm) Slatefiber Woofer</li> <li>• 6½" (16.5cm) Slatefiber Midrange</li> <li>• 1" (25mm) TAM Al/Mg inverted dome tweeter</li> </ul>
<b>Frequency response</b>	40Hz - 30kHz	42Hz - 30kHz	47Hz - 30kHz
<b>Low frequency point (-6dB)</b>	34Hz	35Hz	37Hz
<b>Crossover frequency</b>	280Hz / 2,800Hz	280Hz / 3,100Hz	280Hz / 2,800Hz
<b>Sensitivity (2.83V/1 m)</b>	92dB	92dB	91.5dB
<b>Nominal impedance</b>	8Ω (min 2.6Ω)	8Ω (min 2.9Ω)	8Ω (min 4Ω)
<b>Recommended amplifier power</b>	40 - 350W	40 - 300W	40 - 250W
<b>Dimensions (HxWxD)</b>	44¾ x 12 x 16⅞" (112.6 x 30.4 x 43cm)	44⅞ x 10⅞ x 14¾" (112.2 x 25.6 x 37.5cm)	39⅞ x 10⅞ x 14⅞" (101.2 x 25.6 x 37.1cm)
<b>Net weight (by unit)</b>	69.5lbs (31.5kg)	58.4lbs (26.5kg)	48.5lbs (22kg)
<b>Finishes</b>			



**VESTIA N°1**



**VESTIA CENTER**

<b>Type</b>	2-way bass-reflex bookshelf loudspeaker	2-way bass-reflex center loudspeaker
<b>Drivers</b>	<ul style="list-style-type: none"> <li>• 6½" (16.5cm) Slatefiber Mid-Bass</li> <li>• 1" (25mm) TAM Al/Mg inverted dome tweeter</li> </ul>	<ul style="list-style-type: none"> <li>• 2 x 6½" (16.5cm) Slatefiber Mid-Bass</li> <li>• 1" (25mm) TAM Al/Mg inverted dome tweeter</li> </ul>
<b>Frequency response</b>	56Hz - 30kHz	58Hz - 30kHz
<b>Low frequency point (-6dB)</b>	48Hz	50Hz
<b>Crossover frequency</b>	2,800Hz	2,700Hz
<b>Sensitivity (2.83V/1 m)</b>	89.5dB	91.5dB
<b>Nominal impedance</b>	8Ω (min 4.5Ω)	8Ω (min 3.6 Ω)
<b>Recommended amplifier power</b>	25 - 120W	40 - 200W
<b>Dimensions (HxWxD)</b>	15¼ x 10¼ x 8⅞" (38.7 x 21.9 x 26cm)	8½ x 21½ x 10⅜" (21.6 x 53.7 x 25.9cm)
<b>Net weight (by unit)</b>	15.4lbs (7kg)	22lbs (10kg)
<b>Finishes</b>		



**SUB 600P**

Subwoofer (see p.47)



**VESTIA N°1 STAND**

Height: 21⅞" (55cm)  
Black finish



**VESTIA CENTER STAND**

Height: 17¾" (45cm)  
Black finish

---

# 06. THEVA

## Experience High-Fidelity

Generous and assertive, the Theva loudspeakers promise to bring pure musical and Home Cinema experiences into your home. Packed with exclusive Focal technologies like the Slatefiber cone, they boast elegant and modern finishes as well as meticulous details for a refined look that blends seamlessly into any interior. They combine impressive sound performance and outstanding design, embodying the best way to experience High-Fidelity.

---



## FINISHES



Black  
High Gloss



Light  
Wood



Dark  
Wood

## KEY POINTS



Slax  
fiber  
cone




400g  
TNF  
Tweeter



Dolby  
Atmos®  
effects



Time  
Alignment





**THEVA N°3-D**

**THEVA N°3**

**THEVA N°2**

**THEVA N°1**

<b>Type</b>	3-way bass-reflex floorstanding loudspeaker - 1-way sealed	3-way bass reflex floorstanding loudspeaker	3-way bass reflex floorstanding loudspeaker	2-way bass reflex bookshelf loudspeaker
<b>Drivers</b>	<ul style="list-style-type: none"> <li>• 2 x 6½" (16.5cm) Slatefiber Woofer</li> <li>• 6½" (16.5cm) Slatefiber Midrange</li> <li>• 1" (25mm) TNF Al/Mg inverted dome tweeter</li> </ul>	<ul style="list-style-type: none"> <li>• 2 x 6½" (16.5cm) Slatefiber Woofer</li> <li>• 6½" (16.5cm) Slatefiber Midrange</li> <li>• 1" (25mm) TNF Al/Mg inverted dome tweeter</li> </ul>	<ul style="list-style-type: none"> <li>• 2 x 5" (13cm) Slatefiber Woofer</li> <li>• 5" (13cm) Slatefiber Midrange</li> <li>• 1" (25mm) TNF Al/Mg inverted dome tweeter</li> </ul>	<ul style="list-style-type: none"> <li>• 6½" (16.5cm) Slatefiber Mid-Bass</li> <li>• 1" (25mm) TNF Al/Mg inverted dome tweeter</li> </ul>
<b>Frequency response</b>	48Hz - 28kHz Atmos: 100Hz - 20kHz	48Hz - 28kHz	53Hz - 28kHz	58Hz - 28kHz
<b>Low frequency point (-6dB)</b>	39Hz Atmos: 90Hz	39Hz	45Hz	49Hz
<b>Crossover frequency</b>	270Hz / 2,700Hz	270Hz / 2,700Hz	280Hz / 2,900Hz	3,000Hz
<b>Sensitivity (2.83V/1 m)</b>	91dB	91dB	90dB	89dB
<b>Nominal impedance</b>	8Ω (min 2.9Ω) Atmos: 6Ω	8Ω (min 2.9Ω)	8Ω (min 4Ω)	8Ω (min 4.6Ω)
<b>Recommended amplifier power</b>	40 - 250W	40 - 250W	40 - 200W	25 - 120W
<b>Dimensions (HxWxD)</b>	40½ x 8¾ x 15¼" (101.9 x 21.2 x 38.8cm)	39 x 8¾ x 15¼" (98.9 x 21.2 x 38.8cm)	36¾ x 7½ x 13¾" (93.1 x 19.1 x 35.2cm)	15¾ x 8¾ x 10¼" (39.2 x 21.2 x 26cm)
<b>Net weight (by unit)</b>	48lbs (22kg)	44lbs (20kg)	37lbs (17kg)	15lbs (7kg)
<b>Finishes</b>				



**THEVA CENTER**

**THEVA SURROUND**

2-way sealed center loudspeaker      2-way sealed surround loudspeaker

- |  |  |
|--|--|
| <ul style="list-style-type: none"> <li>• 2x 6½" (16.5cm) Slatefiber Mid-Bass</li> <li>• 1" (25mm) TNF Al/Mg inverted dome tweeter</li> </ul> | <ul style="list-style-type: none"> <li>• 2x 6½" (16.5cm) Slatefiber Mid-Bass</li> <li>• 1" (25mm) TNF Al/Mg inverted dome tweeter</li> </ul> |
|--|--|

59Hz - 28kHz      80Hz - 28kHz

51Hz      67Hz

2,100Hz      3,000Hz

91dB      89dB

8Ω (min 3.8Ω)      8Ω (min 4.5Ω)

40 - 200W      25 - 100W

8¼ x 20⅞ x 10"  
(21 x 53 x 25cm)      17½ x 12⅝ x 4"  
(44.5 x 10.7 x 31.6cm)

22lbs (10kg)      11lbs (5.5kg)



**SUB 600P**

Subwoofer (see p.47)



**THEVA N°1 STAND**

Height: 21¾ (55cm)  
Black finish



**THEVA CENTER STAND**

Height: 17¾ (45cm)  
Black finish

---

# 07. SUBWOOFERS

**Dynamics, impact and power**

The subwoofer is a major component of any audio installation, providing dynamics and intensity. With their sleek design, Focal subwoofers offer a deep, impactful and powerful bass. They effectively complement a wide range of configurations, from the most sophisticated Home Cinema installations to compact systems. All you have to do is choose the subwoofer for you!

---







**SUB UTOPIA EM  
COLOUR EVO**



**SW 1000 BE**

<b>Type</b>	Stackable passive subwoofer	Active bass-reflex subwoofer
<b>Drivers</b>	<ul style="list-style-type: none"> <li>Electro-Magnetic 13" (33cm) 'W' bass driver</li> <li>Stackable (up to 3 subwoofers tall)</li> <li>Almost 130dB SPL at 1m (in a corner)</li> </ul>	13" (33cm) 'W' woofer
<b>Frequency response</b>	22Hz - 500Hz	20Hz - 150Hz
<b>Low frequency point (-6dB)</b>	19Hz	18Hz
<b>Functions</b>	<b>Sensitivity (2.83V/1m)</b>	93dB
	<b>Nominal impedance</b>	8Ω 8Ω (min 5.5Ω)
	<b>Recommended amplifier power</b>	500 - 1.000W
		<ul style="list-style-type: none"> <li>LFE/Stereo/Digital inputs</li> <li>Adjustable LPF: 50Hz to 150Hz (24dB/oct.), 48dB/oct.</li> <li>Adjustable subsonic filter</li> <li>3 user memories</li> <li>Night mode and Boost mode</li> <li>Autopower</li> </ul>
<b>Amplifier power</b>	-	600W BASH® amplifier
<b>Dimensions (HxWxD)</b>	24¾ x 19 x 24¾" (63 x 48 x 62cm)	21 x 19¾ x 16 <sup>7/8</sup> " (53.5 x 50 x 43cm)
<b>Net weight (by unit)</b>	159lbs (72kg)	92lbs (42kg)
<b>Finishes</b>	● ○ ●	●



**SUB 1000F**



**SUB 600P**

<b>Type</b>	Active sealed subwoofer	Active closed subwoofer
<b>Drivers</b>	12" (30cm) Flax woofer	12" (30cm) Polyflex woofer
<b>Frequency response</b>	24Hz - 160Hz	28Hz - 270Hz
<b>Low frequency point (-6dB)</b>	22Hz	26Hz
<b>Functions</b>	<ul style="list-style-type: none"> <li>LFE/Stereo inputs</li> <li>Adjustable subsonic filter: 40Hz to 160Hz/12dB/Oct</li> <li>Phase inverter: 0 - 180°</li> <li>Autopower</li> </ul>	<ul style="list-style-type: none"> <li>RCA input: Right, left, LFE</li> <li>Crossover Frequency: Variable 40Hz - 200Hz (LFE)</li> <li>Phase inverter: 0 - 180°</li> <li>Auto Standby enable / disable</li> </ul>
	<b>Amplifier power</b>	1000W BASH® amplifier
<b>Dimensions (HxWxD)</b>	16½ x 15¾ x 16½" (42 x 40 x 42cm)	15¾ x 15¾ x 16¾" (40 x 40 x 42.5cm)
<b>Net weight (by unit)</b>	47lbs (21.5kg)	46lbs (21kg)
<b>Finishes</b>	●	●

---

# 08.

## ASTRAL 16

### Sound immersion

Astral 16 is a 16-channel audio-video processor and amplifier that allows you to get the best from your loudspeakers. Compatible with Control4, Crestron, Savant and RTI, this cutting-edge electronic device incorporates 12 class-D amplifier channels and handles all audio formats (DolbyAtmos®, DTS:X™ etc.). You can control whichever system you want by room via a simple app, enjoy access to technical support at any time and customise your system as desired.

---



## KEY POINTS




Audio-video processor




Home Cinema & Multiroom



Dolby Atmos®  
DTS:X™ - Auro 3D®



Upgradable product





## ASTRAL 16

<b>Type</b>	16 channel audio-video processor and amplifier	
<b>Main features</b>	• Compatible formats	Dolby Atmos <sup>*</sup> / DTS:X™ / Auro-3D <sup>*</sup>
	• Compatible formats	Powered by Dirac Live <sup>®</sup> : target curve editable from 20Hz to 20kHz for all channels (including subwoofers), phase correction full bandwidth 20Hz - 20kHz on all channels (including subwoofers)
	• 'Remote Monitoring' function	
<b>Multichannel / Surround Processing</b>	• Output channels	16
	• Decoding / upmixing channels	Up to 16 channels
	• Input sampling rate supported	Up to 192kHz
	• Stereo downmix	
	• Bass management	Fully flexible
• Multi-subwoofer channels	Unlimited	
• Multi-way crossover	(6-12-18-24-36-48dB/oct)	
• 20 Parametric EQ per channel		
<b>HDMI</b>	• HDMI inputs	7 : HDMI 2.0 / HDCP 2.2
	• HDMI outputs (mirror)	1 : HDMI 2.0 / HDCP 2.2 (with eARC) 2 : HDMI 2.0 / HDCP 2.2
	• Supported video format	up to 4K UHD
	• High Dynamic Range	HDR10 / HLG
	• Color Space and Subsampling	4:4:4, 4:2:2, 4:2:0
	• Deep Color	12 bpc
	• Max resolution supported	4K 60fps 4:4:4 8bpc
• HDMI	3D / 4K / eARC	
<b>Audio Inputs</b>	• Digital input	3 x coaxial, 3 x optical
	• Analog stereo inputs	4 x RCA inputs
<b>Amplified Audio Outputs</b>	• Amplified main outputs	12
	• Analog main outputs, balanced	4 x XLR
	• Stereo downmix outputs, balanced	2 x XLR
	• Technology	Class D
	• Amplified channels	12
	• Continuous power output, per channel, to 0.1%THD	8Ω / 4Ω / 2.7Ω
	• 3 channels driven simultaneous	200W / 400W / 650W
• 6 channels driven simultaneous	200W / 350W / 350W	
• 12 channels driven simultaneous	200W / 300W	

<b>Set-Up Management</b>	<ul style="list-style-type: none"> <li>• Configurable multi-theater management</li> <li>• Configurable audio zones management</li> <li>• Unlimited Theater and audio zones listening presets</li> <li>• Backup and restore of set-up</li> <li>• Firmware update via USB/network</li> </ul>		
	<b>Control Inputs and Outputs</b>	<ul style="list-style-type: none"> <li>• USB type A</li> <li>• Ethernet</li> <li>• Trigger</li> <li>• IR remote ports, in/out</li> </ul>	
<b>Control and custom Installation</b>	2		
	4 (out) 1 / 1		
<b>Power Supply</b>	<ul style="list-style-type: none"> <li>• Web-based product configurator</li> <li>• TCP/IP API based control</li> <li>• Focal Remote iPad<sup>®</sup> control application</li> <li>• Home automation</li> <li>• Front panel display</li> </ul>	Control4, Crestron, RTI and Savant TFT 4.3"	
	<ul style="list-style-type: none"> <li>• Voltage range</li> <li>• Type</li> <li>• Range selection</li> </ul>	100V to 240V SMPS Universal	
<b>Supplied with</b>	<ul style="list-style-type: none"> <li>• Calibrated measurement microphone and tripod</li> <li>• Dirac Live<sup>®</sup> license</li> <li>• 32.9ft (10m) cable with infra-red detector</li> <li>• Mounting kit</li> </ul>		
	<b>Dimensions avec stands (HxWxD)</b>	7½ x 18⅞ x 19¼" (19.1 x 47.9 x 49cm)	
<b>Weight</b>	Weight net with stands	44.1lbs (20kg)	
	Weight net with accessories for Rack (kg/lbs)	50.7lbs (23 kg)	


---

# FOCAL & NAIM

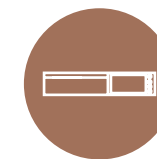
## Complete systems

With Focal and Naim's complementary products, you can enjoy complete solutions. Our loudspeakers are designed to reveal a pure sound, the embodiment of the spirit of High Fidelity. The Naim electronic ranges (all-in-one players, streaming products, amplifiers, power supply...) allow you to take full advantage of the loudspeakers' performance, and are a simple way of managing your music from a single source: access integrated streaming services (Spotify, Tidal, Qobuz, etc.), improve the sound of your TV, and more.

---



Focal  
loudspeakers



Naim  
electronics



Matching  
cables

---

THEVA N°3  
& UNITI ATOM

---



---

VESTIA N°1  
& UNITI ATOM

---



---

VESTIA N°4  
& UNITI STAR

---






---

ARIA EVO X N°1  
& UNITI ATOM

---



---

KANTA N°1  
& UNITI STAR

---



---

KANTA N°2  
& UNITI NOVA

---



---

SOPRA N°2  
& UNITI NOVA PE

---



---

SCALA UTOPIA EVO  
& 300 SERIES

---





## UTOPIA



'Musically, audiophiles could not ask for anything more than the Grande'

AUDIOPHILIA

'The Stellas are really bespoke loudspeakers, and to me, musical works of art'

TONE PUBLICATIONS



'With all that grace, power, and finesse on tap, when it comes to music the Maestro is a genuinely do it all performer'

HIFI PLUS



## SOPRA



'The Sopra N°2 is literally and figuratively an impressive loudspeaker'

THE EAR



'It's difficult to live without it'

SOUND STAGE HIFI



## KANTA



'The Focal Kanta N°3 delivers terrific sound quality and a stylish design for its price'

WHAT HI-FI

'Tonally, the Focal is absolutely magnificent'

AV FORUMS



## ARIA EVO X

'Bright, transparent and brilliant in every way, the Focal Aria Evo X N°1 loudspeaker perfectly illustrates the unique know-how of the French brand'

BLOG SON VIDÉO

'We've retained the original soul and charm of the Aria range while enjoying a smoother and fuller signal'

LES ANNÉES LASER

'Focal are the speaker company winning 2024 with the introduction of its new Aria Evo X range'

TECHRADAR



VESTIA



'Potent mix of value, style and performance'  
HOME THEATER REVIEW



'Superb engineering and outstanding sound quality'  
THE EAR



THEVA



'Big, confident and engaging sound'  
HI-FI CHOICE

'There's dexterity and detail on offer here that brings music to life'  
AV FORUMS



ASTRAL 16



'An experience that was spine-tingling'  
HOME CINEMA CHOICE

'This is high-end hardware fit for the finest of setups'  
AVTECH MEDIA



---

# COLLECTIONS

Combining performance and design, Focal's collections are a revelation, awakening the emotions : at home with hi-fi and in-wall/in-ceiling loudspeakers, Home Cinema systems and open-/closed-back headphones; on the go with incar kits; during travel with Bluetooth® Noise Cancelling Headphones; in the studio with monitors; for outdoor spaces and at sea with specialist yacht solutions.

---



Home Collection



Motorities Collection



Professional Collection



---

# FOCAL *Powered by* naim


Enjoy an incredible sound experience

Find our products in 10,000 retail partner stores across the world, but also in our Focal Powered by Naim shops. These stores, dedicated to our brands, invite you to dive into our world, our savoir-faire and immerse yourself in the Focal & Naim sound.



[www.focalpoweredbynaim.com](http://www.focalpoweredbynaim.com)

---





For more information, scan the QR code  
or find us at:

[www.focal.com](http://www.focal.com)



Focal JMLab®

BP 374 - 108, rue de l'Avenir - 42353 La Talaudière cedex - France - +33 (0) 477 435 700

Focal® is a registered trademark of Focal JMLab®, Naim® is a registered trademark of Naim Audio®.

Due to constant technological advances, Focal JMLab® and Naim Audio® reserve the right to modify specifications without notice.

Non-binding pictures. Pictures : L'Atelier Sylvain Madelon / Nicolas Reynaud. SCAA/13/02/2024 - v3

Paper: sourced from sustainably managed forests. Printing: DEUX-PONTS Manufacture d'Histoires - France



PCCG1316 EN



3 544058 724091