

# Wharfedale

Loudspeaker manufacturer since 1932

## SUPER LINTON

*Heritage*



**3** YEAR WARRANTY



Scan the QR code using a smart-phone device, for product warranty registration online.

## Important Safety Information

Before installing this product read all these instructions!



This symbol indicates that there are important operating and maintenance instructions in the literature accompanying this unit.

Read these instructions. Keep these instructions. Heed all warnings. Follow all instructions.

Before making any connections, switch all the units in your system off at the mains.

Set the volume control at minimum when you switch on your system or change sources, and turn the level up gradually.

DO NOT use your amplifier at full volume.

Ensure that all loudspeakers in the system are correctly wired.

DO NOT subject your loudspeakers to excessive cold, heat, humidity or sunlight.

Loudspeakers should not be placed directly facing other hi-fi units, or share the same shelf or cabinet.

DO NOT place heavy objects on top of loudspeakers.

Some manufacturers forbid the placing of objects on top of their TV sets. Check your TV handbook before installing the speaker directly on your TV set. Consult your TV dealer if you are in any doubt.

DO NOT connect speaker terminals to the mains supply.

DO NOT dismantle the loudspeaker. There are no user-serviceable parts inside it and you will void the warranty by doing so.

Refer all servicing to qualified service personnel. Servicing is required when the apparatus has been damaged in any way, the apparatus has been exposed to rain or moisture, does not operate normally, or has been dropped.

Changes or modifications not expressly approved by the manufacturer will void any warranty.

# Wharfedale

From the designer:

When the Wharfedale Linton was first introduced in 1965, it quickly became Wharfedale's best-selling product, partly due to its beautiful styling by Robert Gutmann of the British Design Council and, of course, Wharfedale's traditionally musical sound performance.

Exactly the same path has been followed by the Wharfedale Linton Heritage, which has inherited Robert Gutmann's styling but is now completely updated both inside and outside by Wharfedale designers with the same goal—to keep true to Wharfedale's musical sound. As a result, today, the Linton Heritage is once again Wharfedale's best-selling speaker.

What is not so well known is that, in 1967, Wharfedale introduced the SUPER LINTON, an improved version of the popular Linton. Today, Wharfedale follows suit with a new classic design, the SUPER LINTON Heritage.

Whilst the original SUPER LINTON was little more than an upgraded cabinet design, the new SUPER LINTON Heritage is much, much more than that. To inherit the preposition 'Super', it is clear, from the outset, that this new design has to take every aspect that makes the Linton such a hit amongst listeners and upgrade the performance into something really special.

As before, the upgraded cabinet marks the entry of the 'Super' status. Enlarged in volume by increasing the height by 50mm (2 ins), the new cabinet uses a sandwich construction of layers of MDF coupled by latex-based damping glue, specially formulated to reduce panel resonance to below audibility. Pads of thick acoustic damping foam line the cabinet walls, while the interior space is filled with long-hair fibre, both aiding the absorption of internal resonances.

Not only does SUPER LINTON gain a larger, upgraded cabinet, but this extra internal volume has also allowed Wharfedale's engineers to improve the bass unit performance significantly. A more powerful motor system with increased magnet strength now provides not only further extension in the bass, down to 32Hz, but more importantly, adds dramatic bass impact. Improved transient performance from this new bass unit and cabinet plumb depth and detail in the musical performance in a way that is thrilling to experience.

For the treble output, SUPER LINTON introduces a fine, lightweight fabric weave for its dome material coated with a special damping material and backed by a ceramic magnet-based motor system, all of which contribute to its sweet and detailed character. The revised short horn profile around the dome ensures a smooth response extending down to the upper midrange, while the new front plate design enhances high-frequency dispersion. As expected, the treble output is precisely formulated to match the transient impact and detailing of the new bass unit.

In a similar way, the midrange unit is housed in its own, generously proportioned, cylindrical chamber with graded layers of long-hair fibre to cancel out the back wave from the rear of the cone. The natural and realistic portrayal of instruments and vocals, together with the basis of musical expression, is the province of this unit.

Combining the output of the bass, midrange, and treble units is a brand-new crossover design achieved only after hundreds of hours of listening tests. Split onto two PCBs, to remove any possible electromagnetic interference from the bass crossover components affecting the delicate midrange and treble performance, each crossover utilises specialised inductors and capacitors chosen for their neutrality and transparency.

Midrange and treble inductors are air core throughout, while the bass inductor, which has to maintain a low DCR, is wound on a Super-Power Laminated silicon iron core. All capacitors are low-loss polypropylene audiophile grade, selected for their transparency, while resistors have been chosen for their low inductance. Finally, the internal cabling uses expanded PE dielectric and LCOFC (Long Crystal Oxygen Free Copper) construction for optimum signal transfer.

Even the grille is a new design, specially shaped on the inside to smooth the power output of the midrange and treble units and improve the transition through the crossover region to provide a seamless integration of all the drive units into a coherent transducer.

You will also be happy to know that SUPER LINTON Heritage suits any amplifier you want to connect it to. With a high sensitivity of 90dB for 2.83V (1 Watt/8 Ohms), the impedance hardly varies from a nominal 6 ohms over the majority of the frequency range. Obviously the transparency and clarity of SUPER LINTON reveals the best performance from any associated equipment, no matter what source you choose whether analogue or digital.

Accordingly, when you set up SUPER LINTON Heritage on its dedicated stands, you will find that you are not listening to a loudspeaker but, instead, are drawn into a new musical world, rich in detail and finesse, that allows you to hear exactly how musicians are performing. No matter the style or genre of the music, SUPER LINTON Heritage makes listening to music in the home a stunningly realistic and emotional experience. This is what high fidelity is meant to be!



In 1979, Peter Comeau co-founded Heybrook Hi-Fi to design and manufacture the multi-award-winning HB1 and classic HB2 loudspeakers. In 2009, after leading IAG speaker development since the acquisition of Mission, Peter assumed overall acoustic design responsibility for all of the brands within the Group, including Wharfedale. With a deep respect for the history of these brands and the necessity to maintain each individual brand's design integrity, Peter continues to design award-winning speakers at IAG's research centres in Huntingdon, England, and Shenzhen, China.

Peter Comeau  
Director of Acoustic Design

## Unpacking Your Loudspeakers

- Please read this manual as soon as you have opened the carton.
- Lift the loudspeaker carefully out of the packing. Do NOT try to lift the loudspeaker using the cloth bag.
- Unpack any accessories carefully.
- If there is any sign of damage or if the contents are incomplete, report this to your dealer as soon as possible.
- Retain the packing for future safe transport of the product. Dispose of the packing with respect to any recycling provisions in your area.

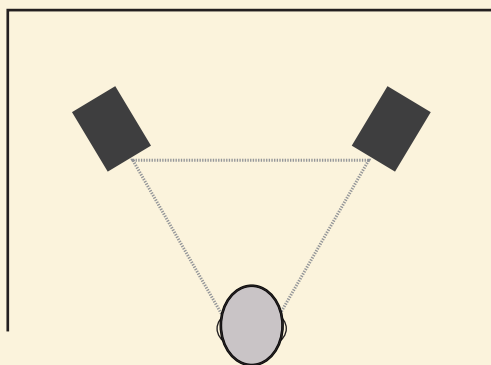
## Positioning Stereo Loudspeakers

The SUPER LINTON Heritage speakers feature offset treble units to smooth the high frequency dispersion.

The speakers should be positioned with treble units inwards.

Each speaker is labeled with an L and R on the bottom right side of the rear to help you identify the appropriate stereo arrangement.

The drive unit dispersion is aided by the front grilles which should be left on for optimum listening performance. Removing the grilles will produce a brighter but less smooth sound.



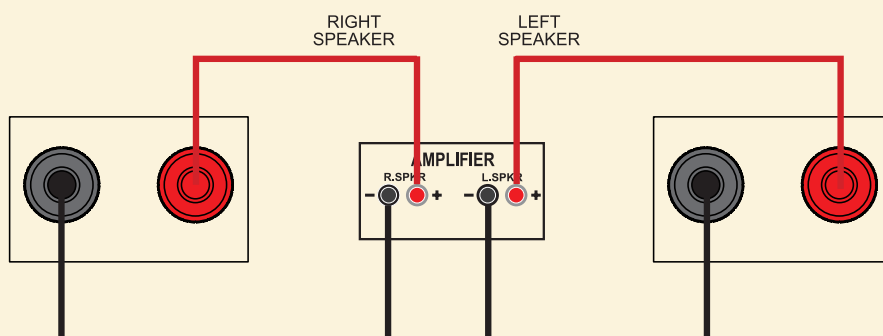
If the loudspeakers are placed too close to the walls, the bass will increase but may be boomy and indistinct. If the loudspeakers are placed further away from the walls, the inward angle ("toe-in") may be increased by up to 30%. As personal taste plays a large role, experiment with different configurations and play a wide range of programme material before finalising the position of your speakers.

The optimum listening position is in the area broadly known as the 'sweet spot'. The more extreme the angle, the narrower the sweet spot. Wharfedale loudspeakers are designed to cover a wide sonic perspective, so there should be no need for extreme settings.

## Standard Loudspeaker Wiring

Choose a suitable length of twin-core speaker cable for each channel and prepare the ends. Unscrew each terminal a few turns. Connect the red, positive (+) terminal of the Left loudspeaker to the corresponding red, positive (+) amplifier terminal. Connect the black, negative (-) terminals similarly.

Tighten the terminal securely. Repeat this procedure for the Right Channel. If you are standard wiring, make sure the terminal links are securely in place.



Important Safety Information

Wharfedale SUPER LINTON Heritage

Unpacking Your Loudspeakers

Warranty Coverage

Specifications



Important Safety Information

Wharfedale SUPER LINTON Heritage

Unpacking Your Loudspeakers

Warranty Coverage

Specifications



Important Safety Information

Warfedale SUPER LINTON Heritage

Unpacking Your Loudspeakers

Warranty Coverage

Specifications



## Looking After Your Loudspeaker

- Your Wharfedale loudspeakers use an especially hard-wearing sealed finish. They should not be waxed or treated with spray polishes which will smear and dim their lustrous finish. Occasionally polish them with a dry or barely moist cloth to remove dust and finger marks, etc.
- Occasionally, remove the loudspeaker grilles and brush them gently with a soft brush before replacing them carefully.
- Never stand objects on your loudspeakers. In particular do not stand flowers, etc. on them – they are not jardinieres!
- Avoid getting any liquid behind the grille. If you accidentally spill liquid on your loudspeakers, take them to your dealer for attention before using them again.
- Do not open the speakers; there are no user-serviceable parts inside. Never touch the driver units either with an object or your hands.

## Warranty Coverage

Your loudspeakers have been constructed to the highest standards. From top-grade furniture construction and finish to carefully designed and selected acoustic components, Wharfedale speakers are built to provide a lifetime of sonic pleasure. We hope you will derive many years of good service from our products.

Wharfedale warrants its products, subject to the following terms and conditions below, to be free from defects in materials and workmanship.

### Online Registration



Scan the QR code using a smart-phone device, for product warranty registration online.

The three (3) year extended warranty is applicable to items purchased from Jan 1st 2021, onwards. Items purchased prior to this date are not eligible for this extended warranty service but are subject to statutory warranty claims and all applicable consumer rights.

To qualify for the extended 3-year warranty, you must register your product within ninety (90) calendar days from the date of purchase. Visit [Wharfedale.co.uk/warranty-registration](http://Wharfedale.co.uk/warranty-registration) to complete your online registration. Items not registered online will have a Limited Warranty for one (1) year, or for the period of your country's statutory warranty, whichever is longer.

Warranty can only be offered to products registered with proof of purchase with date, model and details of the authorised dealer clearly stated on the receipt/invoice. Please keep the original receipt/invoice in case it is required for a warranty claim.

This Limited Warranty is non-transferable and is offered exclusively to the original owner.

This Limited Warranty is valid only in the original country of purchase.

Repairs or replacements provided under this warranty are the exclusive remedy of the consumer. Wharfedale shall not be liable for any incidental or consequential damages for breach of any expenses or implied warranty with any product. Except to the extent prohibited by law, this warranty is exclusive and in lieu of all other warranties whatsoever, both expressed and implied, including but not limited to the warrant of merchantability and fitness for practical purpose.

This warranty provides benefits that are additional to and do not affect your statutory consumer rights.

This Limited Warranty offer is subject to correct information being submitted in your application. Incorrect dates or mismatched purchase receipt dates that are outside of the warranty terms will immediately invalidate any warranty claim.

\*Please check with your dealer or local distributor for further information.



## Exclusions

The following items are excluded from the Wharfedale warranty:

Normal wear and tear and cosmetic damage (including but not limited to any wear from reasonable use, environmental deterioration or neglect)

Products on which the serial number has been removed, altered or otherwise made illegible.

Products not purchased from an authorised Wharfedale dealer.

Products that were not new at the time of original purchase.

Products sold 'as is', 'as seen' or 'with faults'.

Product not purchased from an Authorised Dealer/Distributor within the region of the claim (ie parallel imports or grey market products)

Accidental damage or faults caused by commercial use, acts of God, incorrect installation, incorrect connection, incorrect packaging, misuse or careless operation or handling which is not in accordance with the user instructions.

Equipment that has been operated in conjunction with unsuitable, inappropriate or faulty apparatus.

Repairs, alterations or modifications carried out by parties other than Wharfedale or its authorised service partners.

Damage in transit that cannot be attributable to the fault of Wharfedale, the authorised distributor or dealer (ie. claims otherwise covered by transit insurance.)

Faults relating to abnormal or inappropriate power supply voltage or power surges.

Faults relating to extremities in temperature, exposure to heat, water or other liquids, insects, excessive moisture, sand, chemicals, battery leakage or any other contaminants.

Any force majeure events, including but not limited to any acts of God, fire, lightning, typhoon, storm, earthquake, hurricane, natural disaster, tsunami, flood, war, riot, public disturbance.

Any other causes beyond the reasonable control of either Wharfedale or its Authorised Distributor.

Please note items purchased before 1st Jan 2021 are not eligible for the extended warranty claim.

## How to Claim

To obtain warranty service, please contact the authorised dealer from which you purchased this product and present the limited warranty certificate offered upon registration of your product's extended warranty offer.

Do not dispatch goods without the prior agreement of the dealer distributor or authorised service centre.

If asked to return products for inspection and or repair, please pack carefully preferably in the original carton or packaging affording an equal degree of protection and returned via insured, trackable courier service.

The authorised dealer or distributor will offer full return details and instructions. However, please note if unsuitable packaging is used the warranty may be deemed void due to improper action in return.

Wharfedale or the authorised distributor, dealer or service centre may make a charge for the supply of new packaging for the return of the repaired item. Please note that insurance is recommended as goods are returned at the owner's risk. Authorised distributors or service centres can not be held liable for loss or damage in transit. Insurance and freight charges on the return journey will be paid for by Wharfedale, authorised dealer, distributor or service centre if corrective work proves to be necessary.

In the event of 'no-fault found' or 'no repair necessary', the return shipping charge will be the responsibility of the owner.

## Repairs

All repairs will be carried out by the appointed distributor (or locally appointed service centre). Repairs handled or processed without authorisation or approval of the appointed representative will be excluded from this limited warranty. Please note, Wharfedale is not able to supply parts or replacement items to any other entity than the official distributor or authorised service centre.

Other than the warranty and services set out in this warranty, to the fullest extent permitted by law, Wharfedale shall not be liable to you and/or any third party or entity whatsoever for:

- Any loss, damages and/or malfunction caused to any product(s) which is/are connected to any of the products covered by this warranty.
- Any damages, loss and liability, whether direct, indirect, incidental, consequential, special, punitive or otherwise, howsoever caused by, arising out of or otherwise, in relation to the installation, delivery, use, service, repair, replacement and/or maintenance of the product.
- Any damages, loss and liability under this warranty in respect of any act, omission, or negligence of any of their technicians, employees, agents, representatives or independent contractors relating to the actual or purported performance of any of the obligations under this warranty.

## Service Centre Address

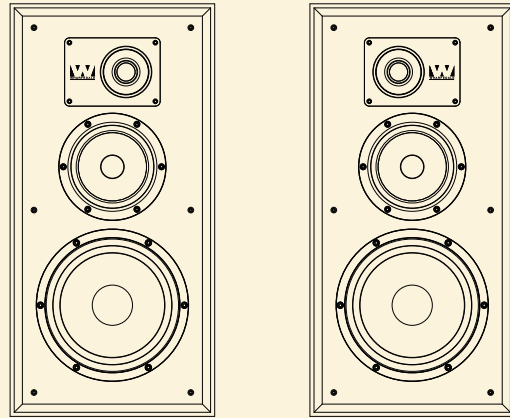
For technical support, servicing or product queries and information, please contact either your local retailer or the office below.

IAG Service Dept.  
13/14 Glebe Road  
Huntingdon  
Cambridgeshire  
PE29 7DL  
UK

Tel: +44(0)1480 452561  
Email: [service@wharfedale.co.uk](mailto:service@wharfedale.co.uk)

For information on other authorised service centres worldwide contact Wharfedale International, UK.  
A worldwide wide distributors list is available on the Wharfedale website: [www.wharfedale.co.uk](http://www.wharfedale.co.uk)

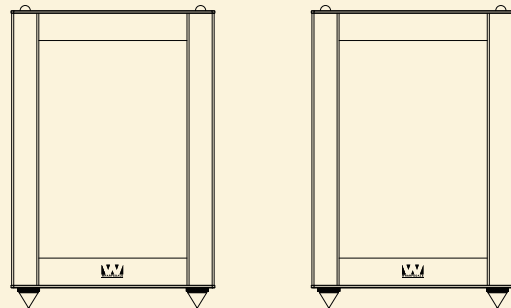
# Specifications



## Model

## SUPER LINTON Heritage

General description	3-way vented-box / Standmount
Design philosophy and core technology	
Enclosure type	Bass Reflex
Transducer complement	3-way
ABR	
Bass driver	8"(200mm) Black Woven Kevlar Cone
Midrange driver	5"(135mm) Black Woven Kevlar Cone
Treble driver	1"(25mm) Soft Dome
Sensitivity (2.83V @ 1m)	90dB
Recommended amplifier power	25 - 200W
Peak SPL	110dB
Nominal impedance	6Ω (Compatible 8Ω )
Minimum impedance	3.9Ω
Frequency response(+/-3dB)	39Hz - 20kHz
Bass extension(-6dB)	32Hz
Crossover frequency	550Hz & 2.5kHz
Cabinet volume (in litres)	6.6L, 33.4L
Dimensions (mm)	
Height (on plinth)	605mm
Width	300mm
Depth (with terminals)	(330+20)mm
Carton size	465 x 435 x 740mm
Net weight	19.8kg / pcs
Gross weight	22kg / ctn



## Model

## LINTON STAND

Height (on plinth)	437mm
Width	300mm
Depth	330mm
Weight	14.5kg / piece
Finishes available	Walnut, Mahogany, Black oak

Specifications

Warranty Coverage

Unpacking Your Loudspeakers

Wharfedale SUPER LINTON Heritage

Important Safety Information



IAG House, 13/14 Glebe Road, Huntingdon, Cambridgeshire, PE29 7DL, UK  
Tel: +44(0)1480 452561 Email: [service@wharfedale.co.uk](mailto:service@wharfedale.co.uk) <http://www.wharfedale.co.uk>  
IAG reserves the right to alter the design and specifications without notice. All rights reserved © IAG Group Ltd.  
Wharfedale is a member of the International Audio Group.