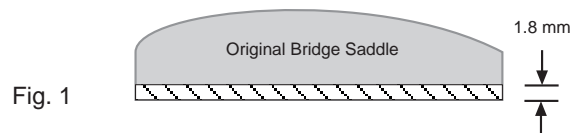


# Installation Instruction for Shadow SH 060 Undersaddle Bridge Pickup for Classic Guitar

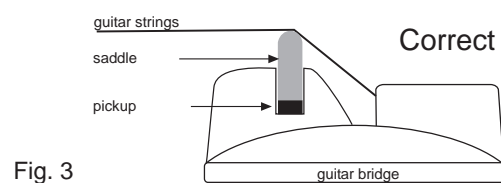
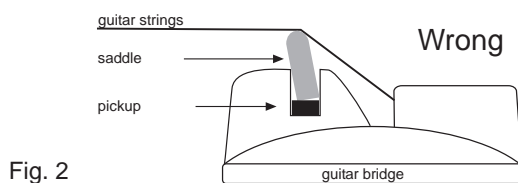
## Content:

Piezo undersaddle pickup  
Velcro  
6.3/3.5mm jack cable  
cable holder

1. Loosen strings and remove original endpin.
2. To accommodate the height of the pickup reduce the height of the saddle (see fig. 2). Be sure that the bottom of the saddle is absolutely flat



3. Place piezo pickup with the output cable towards the lower E-string (E6).
4. Mount the self-adhesive output jack-holder on a suitable place on the instrument.
5. Install the bridge, put strings on and tune your instrument. Make sure the strings do not pull the pickup saddle forward to the slot (see fig. 2 and 3).



## Note:

Piezo pickups and transducers have a very high output impedance. In order to get the optimum sound output we recommend an amplifier with low impedance.