

# TM1 Test & Measurement Microphone

---

## OVERVIEW

The TM1 is a 6 mm pre-polarized condenser microphone used for test and measurement applications. The TM1 is known for its linearity, accurate response, consistency, ease of use and affordability.

Characterized with a uniformly controlled omni-directional polar pattern, the TM1 is designed to capture acoustic measurements for room analysis software programs, real time analyzers and other sound control devices. With a flat frequency range of 20 Hz – 25 kHz, the TM1 is an excellent tool for sound engineers, sound companies and recording enthusiasts.

Requiring 18 - 52 Volts phantom power for operation, the TM1 features a precision machined 4-stage brass body and capsule housing, nickel plate finish, Switchcraft® or Audix XLR, shock absorbent O-rings and heavy duty snap to fit mic clip.

## SUPPLIED ACCESSORIES

**DCLIP** - Heavy duty tension fit mic clip

**P1** - Carrying pouch

## OPTIONAL ACCESSORIES

**CBL20** - 20' XLR-XLR quad conductor mic cable

**SMT19** - Shock mount clip

**SMT25** - Shock mount system

**TM1CA4231** - Calibration adapter

**TRIPOD** - Tripod mic stand

**WSTM1** - Threaded windscreens



## FEATURES

- 6mm pre-polarized condenser capsule
- Hi SPL response
- Precision machined brass housings
- Low noise electronics
- Replaceable electronics and capsule
- 3 year warranty

## APPLICATIONS

- Test and measurement
- Real time analyzers
- Room analysis software programs
- Ambient room miking



DCLIP



P1



CBL20



SMT19



SMT25



TM1CA4231



TRIPOD



WSTM1

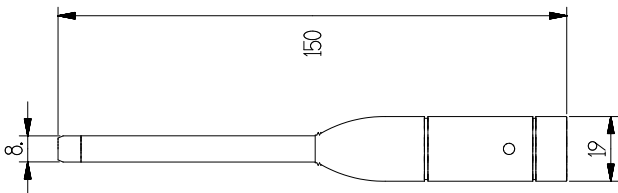
---

# TM1

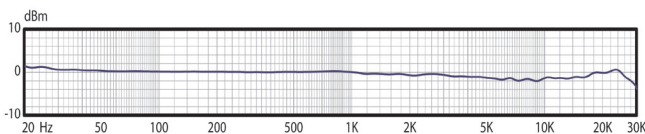
## SPECIFICATIONS

Transducer Type	Pre-polarized Condenser
Frequency Response	20 Hz - 25 kHz +/- 2 dB
Polar Pattern	Omni
Output Impedance	200 ohms
Sensitivity	6 mV / Pa @ 1k
Maximum SPL	130 dB with distortion <1% 140 dB Max
Signal to Noise Ratio	66 dB
Equivalent Noise Level	28 dB (A weighted)
Dynamic Range	112 dB
Connector	male XLR
Power Requirements	18-52 V phantom
Polarity	Positive pressure on diaphragm produces positive voltage on pin 2 relative to pin 3 of output XLR connector
Materials / Finish	4 piece precision machined brass / Nickel Finish
Weight	132 g / 4.7 oz
Length	150 mm / 5.9 in

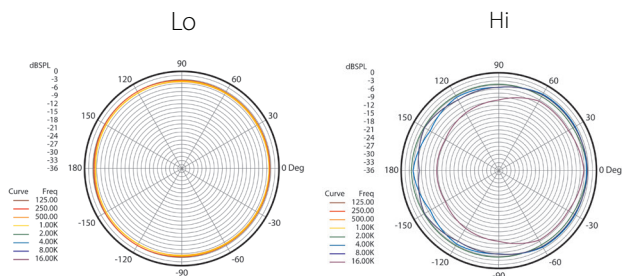
## DIMENSIONS (mm)



## FREQUENCY RESPONSE



## POLAR PATTERNS



**PRODUCT REGISTRATION:** Please register your product online at [www.audixusa.com/docs\\_12/about/product\\_registration.shtml](http://www.audixusa.com/docs_12/about/product_registration.shtml).

**SERVICE AND WARRANTY:** This microphone is under warranty for a period of 3 years to be free of defects in material and workmanship. In the event of a product failure due to materials or workmanship, Audix will repair or replace said product at no charge with proof of purchase. Audix does not pay or reimburse shipping costs for warranty repairs or returns. The warranty excludes any causes other than manufacturing defects, such as normal wear, abuse, environmental damage, shipping damage or failure to use or maintain the product per the supplied instructions. No Implied Warranties: All implied warranties, including but not limited to implied warranties of merchantability and fitness for a particular purpose are hereby excluded. The liability of Audix, if any, for damages relating to allegedly defective products shall be limited to the actual price paid by Dealer for such products and shall in no event include incidental or consequential damages of any kind. Should your microphone fail in any way, please contact the Audix Service department at 503.682.6933. A Return Authorization is required before returning any product. OTHER THAN THIS WARRANTY, AUDIX MAKES NO WARRANTIES, EXPRESS OR IMPLIED, WITH RESPECT TO THE PRODUCTS, THE USE OF THE PRODUCTS, THE PERFORMANCE OF THE PRODUCTS. AUDIX SHALL NOT BE LIABLE FOR SPECIAL INCIDENTAL, CONSEQUENTIAL, INDIRECT OR SIMILAR DAMAGES ARISING FROM OR BASED ON THE SALE, USE, STORAGE OR DISPOSAL OF THE PRODUCTS, AUDIX'S SERVICE WORK, BREACH OF WARRANTY, BREACH OF CONTRACT. NEGLIGENCE, OR ANY OTHER THEORY OF LIABILITY, EVEN IF AUDIX HAS BEEN ADVISED OF THE POSSIBILITY OF SUCH DAMAGES.

## ARCHITECT AND ENGINEER SPECIFICATIONS

The microphone shall be a back plate pre-polarized condenser with an omni-directional polar pattern. The microphone shall operate on 18 - 52 Volts phantom power and the nominal output impedance shall be equal to 200 ohms at 1 kHz. The microphone shall have a sensitivity of 6 mV ± 3 dB / Pa at 1 kHz. The microphone shall have a maximum SPL level of 130 dB with a THD of 1%. The microphone shall be machined from brass with dimensions of 19 mm diameter at the base, 7.7 mm diameter at the top and 150 mm in length. The microphone shall be the Audix TM1.

## OPERATION AND MAINTENANCE

The TM1 is a low impedance microphone and should be plugged into a "mic level" input on your console, mixer or recording device. The TM1 will NOT operate without phantom power voltage (18 Volts minimum) which is available on most professional mic preamps and mixing devices. If phantom power is not available on your equipment, you will have to purchase a phantom power supply (such as the Audix APS2). Avoid plugging or unplugging the microphone into a PA system unless the channel is muted or the volume of the system is turned down. Failure to do so may result in a loud "popping" noise which could seriously damage the speakers in the PA system.

## USER TIPS

**Measurement:** The TM1 is an excellent choice for room analysis programs and real time analyzers. Just be sure that you are plugging the microphone into a low impedance input and that phantom power is available.

**Ambient room application:** The TM1 may be used to capture the "room sound" for in ear monitors. Typically, you would set up one microphone on each side of the stage in a mic stand facing the audience.

**Recording:** The TM1 is extremely flat and accurate and has an excellent sound. Because of its small profile, it can be used in conjunction with portable recording devices for live stereo miking. The TM1 is also excellent for miking acoustic instruments and room ambience.

Further miking techniques may be found at [www.audixusa.com](http://www.audixusa.com).