

IMPORTANT SAFETY INSTRUCTIONS









1. READ these instructions.
2. KEEP these instructions.
3. HEED all warnings.
4. FOLLOW all instructions.
5. DO NOT use this apparatus near water.
6. CLEAN ONLY with dry cloth.
7. DO NOT block any ventilation openings. Allow sufficient distances for adequate ventilation and install in accordance with the manufacturer's instructions.
8. DO NOT install near any heat sources such as open flames, radiators, heat registers, stoves, or other apparatus (including amplifiers) that produce heat. Do not place any open flame sources on the product.
9. DO NOT defeat the safety purpose of the polarized or grounding type plug. A polarized plug has two blades with one wider than the other. A grounding type plug has two blades and a third grounding prong. The wider blade or the third prong are provided for your safety. If the provided plug does not fit into your outlet, consult an electrician for replacement of the obsolete outlet.
10. PROTECT the power cord from being walked on or pinched, particularly at plugs, convenience receptacles, and the point where they exit from the apparatus.
11. ONLY USE attachments/accessories specified by the manufacturer.
12. USE only with a cart, stand, tripod, bracket, or table specified by the manufacturer, or sold with the apparatus. When a cart is used, use caution when moving the cart/apparatus combination to avoid injury from tip-over.



13. UNPLUG this apparatus during lightning storms or when unused for long periods of time.
14. REFER all servicing to qualified service personnel. Servicing is required when the apparatus has been damaged in any way, such as power supply cord or plug is damaged, liquid has been spilled or objects have fallen into the apparatus, the apparatus has been exposed to rain or moisture, does not operate normally, or has been dropped.

15. DO NOT expose the apparatus to dripping and splashing. DO NOT put objects filled with liquids, such as vases, on the apparatus.
16. The MAINS plug or an appliance coupler shall remain readily operable.
17. The airborne noise of the Apparatus does not exceed 70dB (A).
18. Apparatus with CLASS I construction shall be connected to a MAINS socket outlet with a protective earthing connection.
19. To reduce the risk of fire or electric shock, do not expose this apparatus to rain or moisture.
20. Do not attempt to modify this product. Doing so could result in personal injury and/or product failure.
21. Operate this product within its specified operating temperature range.

Explanation of Symbols

-  Caution: risk of electric shock
-  Caution: risk of danger (See note.)
-  Direct current
-  Alternating current
-  On (Supply)
-  Equipment protected throughout by DOUBLE INSULATION or REINFORCED INSULATION
-  Stand-by
-  Equipment should not be disposed of in the normal waste stream

WARNING: Voltages in this equipment are hazardous to life. No user-serviceable parts inside. Refer all servicing to qualified service personnel. The safety certifications do not apply when the operating voltage is changed from the factory setting.

General Description

The Shure UA221-RSMA is a bi-directional splitter/combiner which can be used to route the RF signal from a single antenna to two inputs, or to connect two antennas to a single input.

- Use with reverse SMA cables only
- The splitter is not compatible with the UA846 Frequency Manager
- The splitter blocks DC power

Important Compatibility Information:

- UA221-RSMA splitters are intended for use with Shure wireless systems which operate between 700 MHz and 2.7 GHz

Furnished Accessories

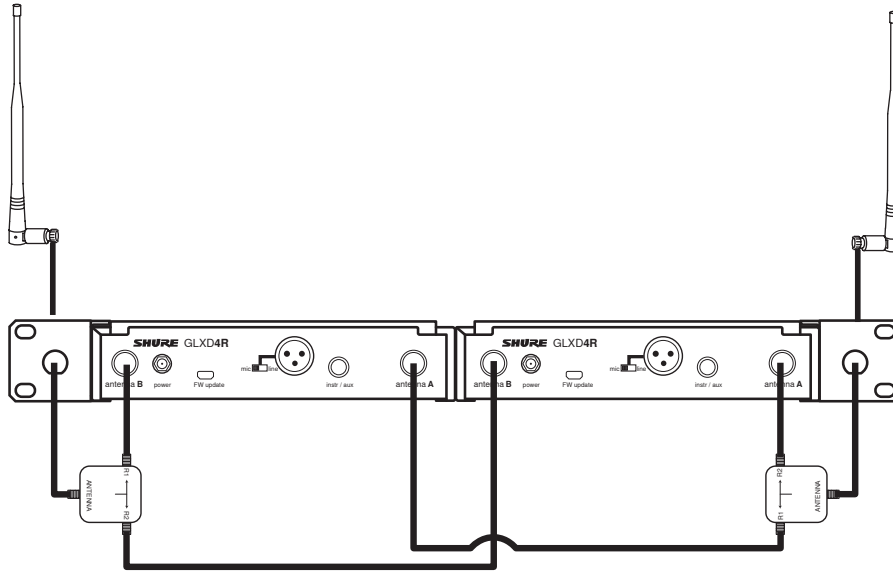
0.6 m (2 ft.) Reverse SMA Cable (2)	UA802-RSMA
-------------------------------------	------------

Installing the UA221-RSMA Splitters

Use the two antenna splitters and supplied cables to configure a system in one of the following ways. Antennas must be compatible with the operating frequency range of the receivers.

Using a Single Pair of Antennas with Two Receivers

Split the signal from one pair of antennas to two receivers.



Optional Accessories and Replacement Parts

1/2 Wave Antenna, 45 deg. (2.4 GHz)	UA8-2.4GHZ
Passive Directional Antenna	PA805Z2-RSMA
Remote Antenna Mounting Bracket Kit	UA505-RSMA
0.6 m (2 ft.) Reverse SMA Cable	UA802-RSMA
1.8 m (6 ft.) Reverse SMA Cable	UA806-RSMA
7.6 m (25 ft.) Reverse SMA Cable	UA825-RSMA
15.2 m (50 ft.) Reverse SMA Cable	UA850-RSMA
30.4 m (100 ft.) Reverse SMA Cable	UA8100-RSMA

Specifications

Frequency Range

<2:1 Voltage Standing Wave Ratio (VSWR)

700–2700 MHz

Impedance

50 Ω

Port-to-port isolation

20 dB, minimum

Insertion Loss

0.8 dB (3 dB splitter loss not included)

Maximum Power Handling

Total RF input power from all ports

250 mW, Maximum

Dimensions

64.2 x 67.7 x 16 mm (2.5 x 2.7 x 0.6 in.) (H x W x D)

Weight

42.5 g (1.5 oz.)

Certifications

This product meets the Essential Requirements of all relevant European directives and is eligible for CE marking.

The CE Declaration of Conformity can be obtained from:
www.shure.com/europe/compliance

Authorized European representative:
Shure Europe GmbH
Headquarters Europe, Middle East & Africa
Department: EMEA Approval
Jakob-Dieffenbacher-Str. 12
75031 Eppingen, Germany
Phone: +49-7262-92 49 0
Fax: +49-7262-92 49 11 4
Email: info@shure.de