

PLUS

the modular-modular case

1. SAFETY & WARRANTY	2
2. WHAT IS PLUS	3
3. WHAT COMPOSES PLUS	3
4. ASSEMBLY EXAMPLES	4
5. ASSEMBLY EXAMPLE (2x84HP)	6

1. SAFETY & WARRANTY

This product is covered by the Frap Tools srls (hereinafter "Frap Tools") warranty, for two (2) years following the date of purchase. This warranty covers any defect in the manufacturing of this product. This warranty does not cover any damage or malfunction caused by incorrect use as described in the following instructions.

The warranty covers replacement or repair, as decided by Frap Tools. Please contact customer service at hello@frap.tools for a return authorization.

Frap Tools warrants that your new Frap Tools product, when purchased at an authorized Frap Tools dealer, shall be free of defects in materials and workmanship for a period of two (2) years from the original date of purchase. Please contact Frap Tools for information on warranty and service outside of Europe. During the warranty period, Frap Tools shall, at its sole option, either repair or replace any product that proves to be defective upon inspection by Frap Tools. Frap Tools reserves the right to update any unit returned for repair and to change or improve the design of the product at any time without notice. This warranty can be transferred to anyone who may subsequently purchase the product provided that such transfer is made within the applicable warranty period and Frap Tools is provided with all of the following items:

- all warranty registration information for the new owner;
- proof of the transfer within thirty (30) days of the transfer purchase, and a photocopy of the original sales receipt.

Warranty coverage shall be determined by Frap Tools in its sole discretion. This is your sole warranty. Service and repair of Frap Tools products are to be performed only by Frap Tools or an authorized service company. Unauthorized service, repair or modification will void this warranty.

Please follow the given instructions for use of the device because this will guarantee correct device operation. Due to the fact that these instructions also include indications concerning Product Liability, it is absolutely imperative that they be read carefully. Any claim for defect will be rejected if one or more of the following points is not observed. Disregard of the instructions can void the warranty.

The device may only be used for the purpose described in this operating manual. Due to safety reasons, the device must never be used for purposes not described in this manual. If you are not sure about the intended purpose of the device please contact an expert or Frap Tools at the email address above.

Do not use or store the device in humid places. Avoid contact with any kind of liquid.

Do not assemble or disassemble the device when is connected to any power source.

Do not place the device on unstable carts, stands, tripods, tables, or other surfaces, or on surfaces which are not perfectly plane. This may cause the device to fall which could result in human injury, property damage and/or improper functioning of the device itself.

If you are not sure about the intended purpose of the device please contact an expert or Frap Tools at the email address above..

Do not ever leave the device with power switched on when not in use.

To prevent fire, never place any type of candle, or fire, or other source of heat on or near the device.

Transport the device handling it with care. Never let the device fall or topple. Make sure that during transport and while using the device, it has a proper stand and does not fall, slip or turn over because of potential human injury to persons and/or property damage. Any damage from physical abuse such as dropping the unit, impact from hard objects or damage to external components as a result of negligence will void this warranty.

Never subject the device to temperatures above +40°C or below 0°C. Before operation, also verify operating temperature ranges of all the modules and the power boards in use. Do not keep or leave the case that hosts the device, or the device itself near heat sources.

Any modification must be carried out only by Frap Tools or an authorized service company. The device may not be modified in any way by any parties not expressly authorized by Frap Tools. Any repair, modification, tampering, or attempted repair made by unauthorized personnel will void this warranty.

Frap Tools can not be held responsible in any way for problems to persons or property or to the device itself, if the device is installed improperly, or if it is improperly used, maintained, or stored.

Any device shipped to Frap Tools for return, exchange, warranty repair, update, or examination must be sent in its original packaging! Any other deliveries will be rejected. Therefore, you should keep the original packaging, and all the technical documentation including this manual. The device must be shipped only with the original packaging. As specified on the product box, this box is not intended for shipment: if you bought the device directly at a physical reseller's shop, you should put the device in the original packaging and put the packaging in a proper larger box with proper packaging destined for shipping. If you received the device via carrier or any post service, it should have come with a proper double box packaging.

All non-warranty services are subject to a minimum fee of €50.00+VAT (within the European Union). The customer must pay for shipping to Frap Tools, Frap Tools will cover return shipping costs.

2. WHAT IS PLUS

PLUS is a modular-modular case for eurorack system. We say two times modular cause it acts like a modular solution for modular synthesizers. In fact, it is designed to be extended in both directions, as rows lengths, as well as in number of rows, keeping the construction rock solid, keeping it easy and fast to assemble, and of course not giving up to our design standards, without any screw or mechanical part visible.

3. WHAT COMPOSES PLUS

The plus system is composed of two kind of aluminum modules and a wood side.

The wood sides are made of Black Limba: as soon as we have the pieces ready, since there might be some differences between each side, we do our best to match each pair of wood sides with similar veins and color. This lead us to explicit 3 different version of Black Limba: the light, the spotted and the dark (see the examples below in order from left to right).



The aluminum modules comes in a 42HP size and, creating two different version: one with both long sides closed, and one with one of the two long sides opened, with a milled window.

The Closed one is sold as single piece, while the opened one is sold as a 4 pack piece. This because the opening is designed to extend the row.



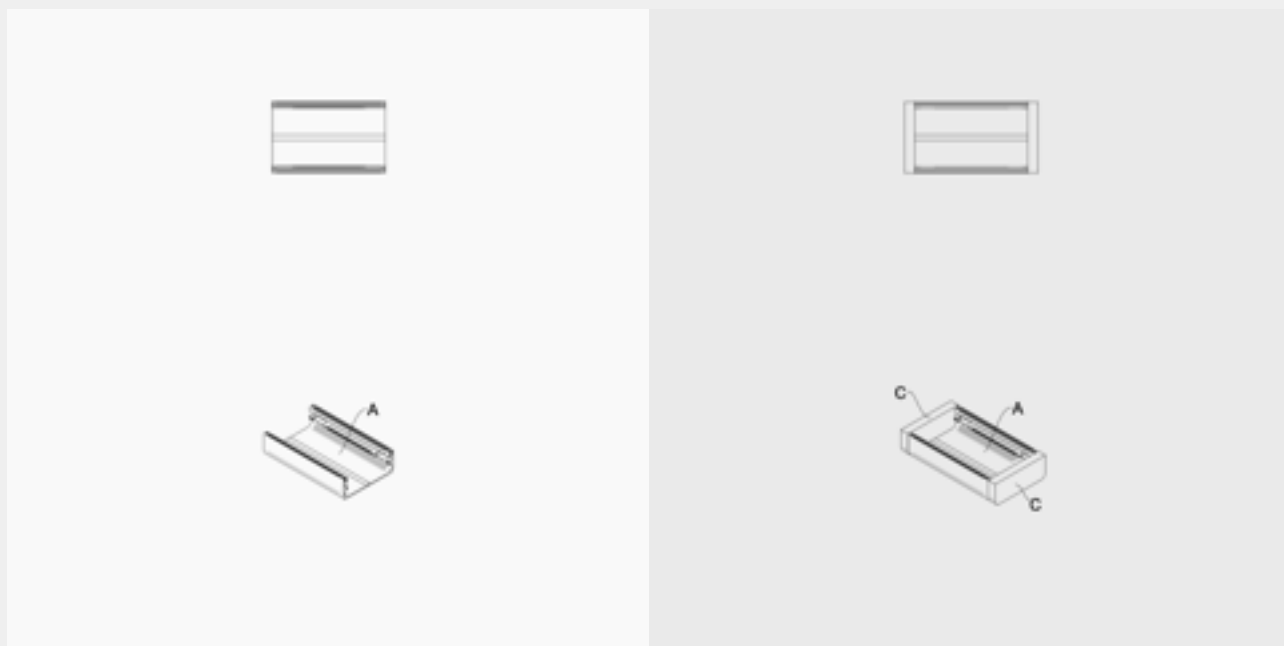
Each pack contains all the necessary hardware to assemble a PLUS system, displayed in the following chart:

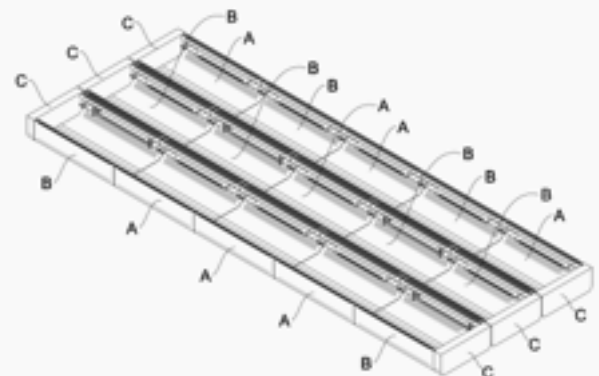

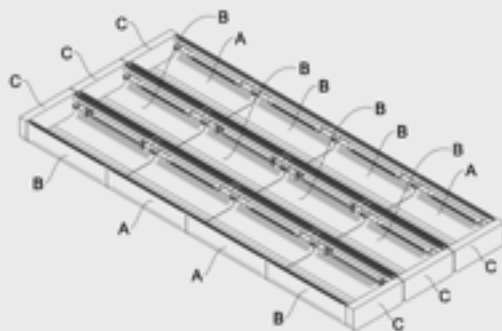

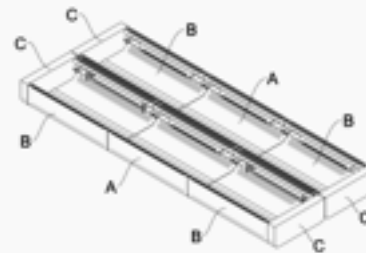

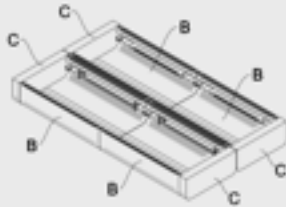

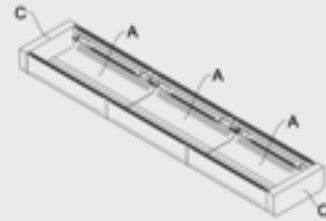
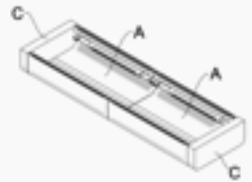

code	description	hardware	Q.ty
		PLUS closed module	1
		Rubber Feet	4
		Dowel Pin M2x8	3

code	description	hardware	Q.ty
F-PL00-AB	PLUS Module 1 pc	Teethed Washer M4	2
		Hex Nut M4	2
		Screw M4x25	2
		Square Nuts M3	12
		PLUS opened module	4
		Rubber Feet	16
		Dowel Pin M2x8	6
		Teethed Washer M4	12
		Hex Nut M4	12
		Screw M4x14	8
F-PL01-AB	PLUS Row Extension Pack 4 pcs	Screw M4x25	4
		Square Nuts M3	50
		Wood Side	2
		Dowel Pin M2x8	6
		Screw M4x14	4
		Hex Key 2.5 mm L shaped with long arm	1
		Custom Shaped key for M4 nuts	1
F-PL02-D2	PLUS Wood Sides Dark Combo Pack 2 pcs		
F-PL02-P2	PLUS Wood Sides Spotted Combo Pack 2 pcs		
F-PL02-L2	PLUS Wood Sides Light Combo Pack 2 pcs		

4. ASSEMBLY EXAMPLES

- A. PLUS closed Module (PLUS Module 1 pc - F-PL00-AB)
- B. PLUS opened Module (PLUS Row Extension Pack 4 pcs - F-PL01-AB)
- C. Wood Side (PLUS Wood Sides Combo Pack)





5. ASSEMBLY EXAMPLE (2x84HP)















