


R410  
R115

**Richter Bass**

USER MANUAL

[www.laney.co.uk](http://www.laney.co.uk)

 British Engineering from the  
Black Country United Kingdom



## IMPORTANT SAFETY INSTRUCTIONS

### IMPORTANT SAFETY INSTRUCTIONS

- 1). **Read Instructions** carefully before installing or operating this product.
- 2). **Retain these Instructions.**
- 3). **Comply with Warnings:** All warnings and instructions for these products should be adhered to.
- 4). **Caution:** These professional loudspeaker systems are capable of generating very high sound pressure levels. Use care with placement and operation to avoid excessive levels that can cause permanent hearing damage.
- 5). **Exposure** to extremely high noise levels may cause a permanent hearing loss. Individuals vary considerably in susceptibility to noise induced hearing loss, but nearly everyone will lose some hearing if exposed to sufficiently intense noise for a sufficient time.

The U.S. Government's Occupational Safety and Health Administration (OSHA) has specified the permissible noise level exposure in the chart opposite.

According to OSHA, any exposure in excess of the above permissible limits could result in some hearing loss. Ear plugs or protectors in the ear canals or over the ears must be worn when operating this amplification system in order to prevent a permanent hearing loss if exposure exceeds the limits set forth opposite. To ensure against potentially dangerous exposure to high sound pressure levels it is recommended that all persons exposed to equipment capable of producing high sound pressure levels such as this amplification system be protected by hearing protectors while this unit is in operation.

Duration Per Day in Hours	Sound Level dBA, slow response
8	90
6	92
4	95
3	97
2	100
1 1/2	102
1	105
1/2	110
1/4 or less	115

### INSTRUCTIONS DE SÛRETÉ IMPORTANTES - En français

- 1). **Lisez les instructions** soigneusement avant d'installer ou actionner ce produit.
- 2). **Maintenez ces instructions.**
- 3). **Conformez-vous aux avertissements:** Tous les avertissements et instructions pour ces produits devraient.
- 4). **Attention:** Ces systèmes de haut-parleur professionnels sont capables de produire des niveaux très élevés de pression acoustique. Prenez soin avec le placement et l'opération d'éviter les niveaux excessifs qui peuvent endommager permanent audition.
- 5). **L'exposition** aux niveaux extrêmement élevés de bruit peut causer une perte d'audition permanente. Les individus varient considérablement dans la susceptibilité à la perte d'audition due au bruit, mais presque chacun perdra une certaine audition si exposé au bruit suffisamment intense pendant un temps suffisant. L'administration du gouvernement des États-Unis (OSHA) a spécifié les expositions permises suivantes de niveau de bruit : Selon l'OSHA, n'importe quelle exposition au-dessus des limites permises ci-dessus a pu avoir comme conséquence une certaine perte d'audition. Des boules quies ou les protecteurs aux canaux d'oreille ou au-dessus des oreilles doivent être portés en actionnant ce système d'amplification afin d'empêcher une perte d'audition permanente, si l'exposition est au-dessus des limites comme déterminé ci-dessus. Pour s'assurer contre l'exposition potentiellement dangereuse aux niveaux élevés de pression acoustique, on lui recommande que toutes les personnes aient exposé à l'équipement capable de produire les niveaux élevés de pression acoustique tels que ce système d'amplification soient protégées par les protecteurs auriculaires tandis que cette unité est en fonction.

Durée par Jour (heures)	Niveau sonore moyen (dBA)
8	90
6	92
4	95
3	97
2	100
1 1/2	102
1	105
1/2	110
1/4 ou inférieur	115

## WICHTIGE SICHERHEITSVORSCHRIFTEN - Auf deutsch

- 1). Vor der Installation** oder dem Betrieb dieses Produktes lesen Sie Anweisungen sorgfältig.
- 2). Behalten Sie diese Anweisungen.**
- 3). Willigen Sie mit Warnungen ein:** Alle Warnungen und Anweisungen für diese Produkte sollten an gehaftet werden.
- 4). Vorsicht:** Diese Berufslautsprecher sind zur Erzeugung der sehr hohen Schalldruckpegel fähig. Passen Sie mit Platzierung und Betrieb auf, übermäßige Niveaus zu vermeiden, die dauerhaften Hörfähigkeitsschaden verursachen können.
- 5). Belastung** durch extrem hohe Lärmpegel kann zu dauerhaftem Gehörverlust führen. Die Anfälligkeit für durch Lärm bedingten Gehörverlust ist von Mensch zu Mensch verschieden, das Gehör wird jedoch bei jedem in gewissem Maße geschädigt, der über einen bestimmten Zeitraum ausreichend starkem Lärm ausgesetzt ist. Die US-Arbeitsschutzbehörde (Occupational and Health Administration, OSHA) hat die folgenden zulässigen Pegel für Lärmbelastung festgelegt:

Laut OSHA kann jede Belastung über den obenstehenden zulässigen Grenzwerten zu einem gewissen Gehörverlust führen. Sollte die Belastung die obenstehenden Grenzwerte übersteigen, müssen beim Betrieb dieses Verstärkungssystems Ohrstöpsel oder Schutzvorrichtungen im Gehörgang oder über den Ohren getragen werden, um einen dauerhaften Gehörverlust zu verhindern. Um sich vor einer möglicherweise gefährlichen Belastung durch hohe Schalldruckpegel zu schützen, wird allen Personen empfohlen, die mit Geräten arbeiten, die wie dieses Verstärkungssystem hohe Schalldruckpegel erzeugen können, beim Betrieb dieses Geräts einen Gehörschutz zu tragen.

Dauer pro Tag in Stunden	Geräuschpegel dBA langsame Reaktion
8	90
6	92
4	95
3	97
2	100
1 ½	102
1	105
½	110
¼ oder weniger	115

## INSTRUCCIONES DE SEGURIDAD IMPORTANTES - En español

- 1). Lea las instrucciones** cuidadosamente antes de instalar o de funcionar este producto.
- 2). Conserve estas instrucciones.**
- 3). Concórmese con advertencias:** Todas las advertencias e instrucciones para estos productos se deben adherir.
- 4). Precaución:** Estos sistemas de altavoz profesionales son capaces de generar niveles de presión sana muy altos. Tenga especial cuidado con la colocación y la operación evitar los niveles excesivos que pueden causar daño permanente de la audiencia.
- 5). La exposición** a altos niveles de ruido puede causar una pérdida permanente en la audición. La susceptibilidad a la pérdida de audición provocada por el ruido varía según la persona, pero casi todo el mundo perderá algo de audición si se expone a un nivel de ruido suficientemente intenso durante un tiempo determinado. El Departamento para la Salud y para la Seguridad del Gobierno de los Estados Unidos (OSHA) ha especificado las siguientes exposiciones al ruido permisibles:

De acuerdo al OSHA, cualquier exposición que exceda los límites arriba indicados puede producir algún tipo de pérdida en la audición. Protectores para los canales auditivos o tapones para los oídos deben ser usados cuando se opere con este sistema de sonido para prevenir una pérdida permanente en la audición, si la exposición excede los límites indicados más arriba. Para protegerse de una exposición a altos niveles de sonido potencialmente peligrosa, se recomienda que todas las personas expuestas a equipamiento capaz de producir altos niveles de presión sonora, tales como este sistema de amplificación, se encuentren protegidas por protectores auditivos mientras esta unidad esté operando.

Duración por Día en Horas	Nivel de Sonido dBA, Respuesta Lenta
8	90
6	92
4	95
3	97
2	100
1 ½	102
1	105
½	110
¼ o menos	115

## WELCOME

Dear Player,


Thank you very much for purchasing your new Laney product and becoming part of the worldwide Laney family. Each and every Laney unit is designed and built with the utmost attention to care and detail, so I trust yours will give you many years of enjoyment.

Laney products have a heritage which stretches back to 1967 when I first began building valve amplifiers in my parent's garage.

Since then we have moved on from strength to strength developing an extensive range of guitar, bass, public address, multi instrument and keyboard amplification products along with a list of Laney endorsees that includes some of the world's most famous and respected musicians.

At the same time we believe we have not lost sight of the reason Laney was founded in the first place - a dedication to building great sounding amplification for working musicians.

Warm Regards,

A stylized, handwritten signature in black ink, consisting of two large, sweeping loops that cross each other, followed by a short horizontal line.

Lyndon Laney  
Chairman & Founder

R115 and R410 - the ideal high power choice to upgrade your Laney bass system and a perfect complement to the RB4, R500-115, as part of the full bass stack: R500H, R410 and R115 or bring life to your current Non-Laney amplifier.

Both feature high quality drivers, rugged cabinet construction, tough vinyl covering, protective metal corners and easy lift side handles to ensure these cabs will deal with the rigours of life on the road!

In addition to this, audio is hooked up via quality Input and Link Speakon connectors located on the rear input plate which also features an On/Off switch for the onboard HF horn.

Your Bass cabinet should give you years of trouble-free service, however please take time to read this manual, as it will allow you to get the best from your system.

We hope you enjoy using your Bass cabinet as much as we enjoyed designing and making it.

Best wishes from all at Laney.



R115

R410



## GENERAL INSTRUCTIONS

In order to take full advantage of your new product and enjoy long and trouble-free performance, please read this owner's manual carefully, and keep it in a safe place for future reference.

**1). Unpacking:** On unpacking your product please check carefully for any signs of damage that may have occurred whilst in transit from the Laney factory to your dealer. In the unlikely event that there has been damage, please re-pack your unit in its original carton and consult your dealer. We strongly advise you to keep your original transit carton, since in the unlikely event that your unit should develop a fault, you will be able to return it to you dealer for rectification securely packed.

**2). Amplifier Connection:** In order to avoid damage, it is advisable to establish and follow a pattern for turning on and off your system. With all system parts connected, turn on source equipment, tape decks, cd players, mixers, effects processors etc, BEFORE turning on your bass amplifier. Many products have large transient surges at turn on and off which can cause damage to your speakers. By turning on your bass amplifier LAST and making sure its level control is set to a minimum, any transients from other equipment should not reach your loud speakers. Wait till all system parts have stabilised, usually a couple of seconds. Similarly when turning off your system always turn down the level controls on your bass amplifier and then turn off its power before turning off other equipment

**3). Cables:** Never use shielded or microphone cable for any speaker connections as this will not be substantial enough to handle the amplifier load and could cause damage to your complete system.

**4). Servicing:** The user should not attempt to service these products. Refer all servicing to qualified service personnel.



This product conforms to the requirements of the following European Regulations, Directives & Rules:  
CE Mark (93/68/EEC), Low Voltage (2014/35/EU), EMC (2014/30/EU),  
RoHS (EU2011/65/EU)



In order to reduce environmental damage, at the end of its useful life, this product must not be disposed of along with normal household waste to landfill sites. It must be taken to an approved recycling centre according to the recommendations of the WEEE (Waste Electrical and Electronic Equipment) directive applicable in your country.

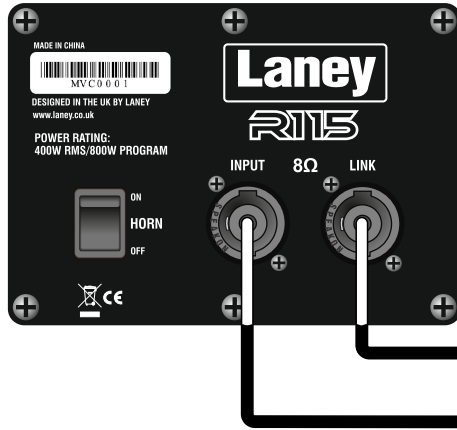
In the interest of continued development, Laney reserves the right to amend product specification without prior notification.

Speakon is a trademark of Neutrik®AG.

## SPECIFICATIONS

### R115

- 400W RMS/800W Program
- 2 x Speakon connectors
- 1x15" custom designed driver
- HF Horn
- Sensitivity: 98dB/W @ 1M
- Frequency Range: 35Hz - 4KHz
- 35Hz -20KHz with Horn
- Black metal corners, comfortable grip side handles
- Front Port
- H\*W\*D/mm: 493x579x403
- Weight: 20.6Kg

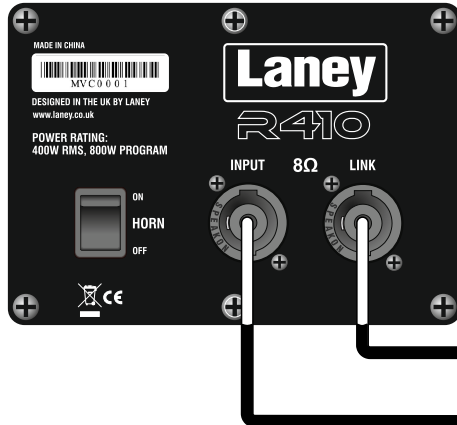


To a second  
Extension Cabinet.

From amplifier speaker socket.

### R410

- 400W RMS/800W Program
- 2 x Speakon connectors
- 4 x10" custom designed drivers
- HF Horn
- Sensitivity: 98dB/W @ 1M
- Frequency Range 50Hz - 4KHz
- 50Hz -20KHz with Horn
- Black metal corners, comfortable grip side handles
- Dual Rear Ports
- H\*W\*D/mm: 579x579x403
- Weight: 23.7Kg





Model number:

Serial number:

Place of purchase:

Date of purchase:

Please complete for future reference.



[www.laney.co.uk](http://www.laney.co.uk)

Revision 1.00

#LOVEMUSIC **LOVELANEY**