

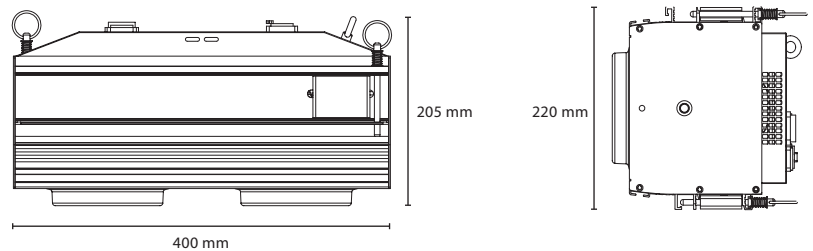


**2x 110W LED Stage Blinder**

The **B Blinded** is the future of all blinders. A powerful blinder with a 2x 110 W warm white LED engine, including tungsten emulation feature. The output can be compared to DWE 2x 650 W but with many extra functionalities. No more dimmers, less cables, but more functions with faster installation and more creativity. Furthermore this versatile fixture is arrayable to make a 4-6 or 8 lite blinder unit up to a 20 lite! Vertical or horizontal it is up to your design! ■

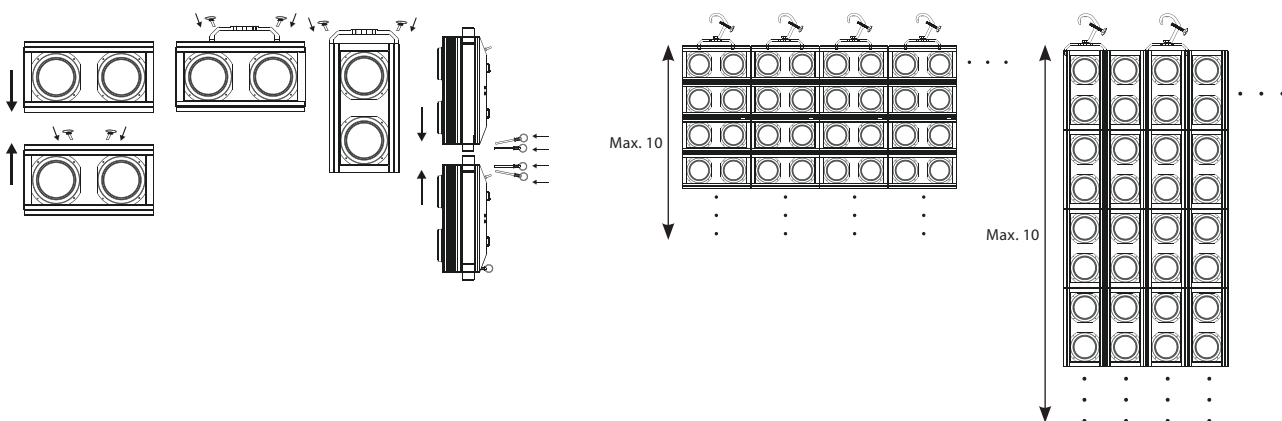
**Physical**

|                              |                    |
|------------------------------|--------------------|
| Dimensions (WxHxD)           | 400 x 220 x 205 mm |
| Packaging dimensions (WxHxD) | 510 x 320 x 300 mm |
| Nett weight                  | 6,2 kg             |
| Gross weight                 | 7,2 kg             |



**Mounting options**

|                              |  |
|------------------------------|--|
| Hanging                      | Dedicated hanging bracket with M12 mounting holes<br>The mounting options depend on its placement<br>Different jointing options depending on the matrix build up<br>Max load per bracket: 10 units |
| Standing                     | On chassis   |
| 2nd suspension / safety wire | Different possibilities (depending on the mounting options)<br>Eye bolt for carabiner  |



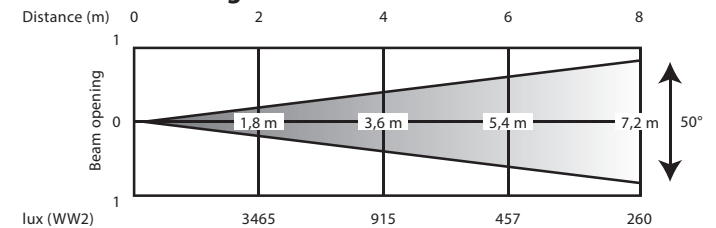
### Control

|   |          |                           |
|---|----------|---------------------------|
| Menu control via LED display with 4 buttons | In/ Link | XLR 5 pin                 |
| Control DMX512, manual                      | DMX mode | 1/2/4/6/8 channels        |
| Dimmer mode 0 ~100% - 8 or 16bit mode       | Strobe   | Adjustable speed + random |

### Optical

|                    |   |
|--------------------|---|
| LED sources        | CREE LED                                      |
| Beam angle         | 50°   |
| Light output       | 3465 lux @ 2m<br>915 lux @ 4m<br>457 lux @ 6m |
| CRI                | 81,9 CRI                                      |
| Colour temperature | 2.700K - 1200K in Tungsten mode               |
| Tungsten mode      | Amber is mixed at low light levels            |
| Colours            | Warm white + Amber                            |
| Dim speed          | Fast, smooth or under                         |

### Photometrics Diagram

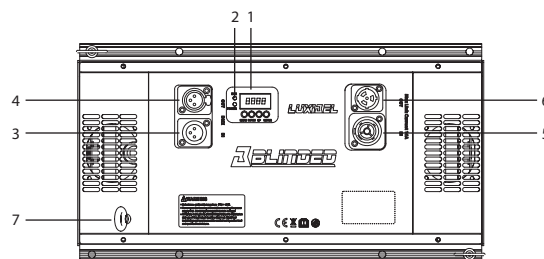


### Electrical

|                     |                     |             |  |
|---------------------|---------------------|-------------|--|
| Fixture rated power | 235W                | Input power | 100 - 240V ~ 50/60Hz - Auto switching power supply |
| LED engine          | 2x 125W flickerfree | In/Link     | PowerCON TRUE1 - max link current 10A              |
| Refresh rate        | 1200hz              |             |  |

### Connectivity

- 1 Display with menu control button
- 2 DMX and power control LED
- 3 DMX input
- 4 DMX output
- 5 Power input
- 6 Power output
- 7 Secondary suspension



### Accessories

| Included                 | Optional            |
|--------------------------|---------------------|
| 1x Powercable            | Big Hanging Bracket |
| 1x Hanging bracket       |                     |
| 4x Mounting pins on wire |                     |

### Environmental

|           |  |
|-----------|--|
| IP Rating | IP4x   |
| Cooling   | Very low noise level<br>Temperature controlled fan |