

# SR w/Ash Body & Nordstrand™ pickups

- Nordstrand™ CND pickups
- 3-band EQ with 3 way Mid freq. switch & EQ bypass switch
- Accu-cast B500 bridge (Adjustable Saddle for String Spacing)
- Neck end truss rod adjustment

## SR650E-ABS

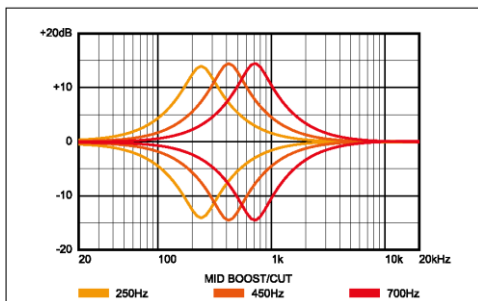
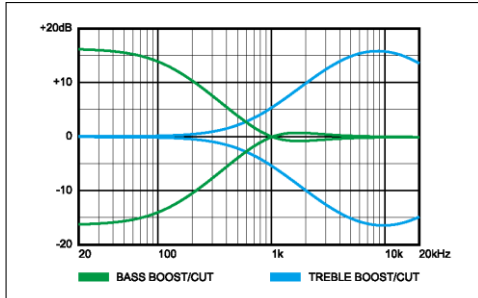
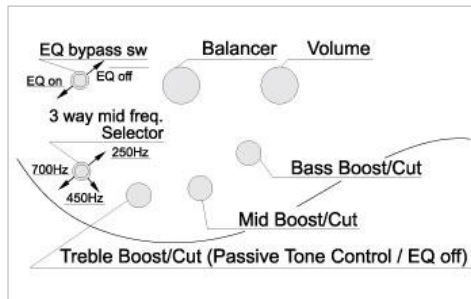
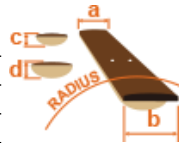
ABS (Antique Brown Sunburst Semi Gloss)

### Specs

- Neck type: SR4 5pc Jatoba/Walnut neck
- Body: Ash body
- Fretboard: Jatoba fretboard w/Abalone oval inlay
- Fret: Medium frets
- Bridge: Accu-cast B500 bridge (19mm string spacing)
- Neck pickup: Nordstrand™ CND P neck pickup
- Bridge pickup: Nordstrand™ CND J bridge pickup
- Equalizer: Ibanez Custom Electronics 3-band EQ w/EQ bypass switch (passive tone control on treble pot) & 3-way Mid frequency switch
- Hardware color: Black matte

### Neck Dimensions

Scale	864mm/34"
a : Width at Nut	38mm
b : Width at Last Fret	62mm
c : Thickness at 1st	19.5mm
d : Thickness at 12th	21.5mm
Radius	305mmR



Ibanez Electric Bases

Model No.	EAN	LIST	RMAP
<b>SR650E-ABS</b>	4549763169112	0,000.00	0,000.00

# Press Release

## ***SR650E-ABS***

The SR650E features an Ash body which offers superior tonal clarity and attack. The thin, sturdy, and stable Jatoba/Walnut neck offers superior playability when combined with the extended neck joint, making the upper frets easily accessible. This SR650E boasts the highly-respected Nordstrand™ CND pickups in a classic P/J combination. This is a versatile setup that is indispensable for the working musician. From the P-style pickup, a killer P tone: deep and wide with a ton of punch. The single-coil bridge J pickup delivers the classic J players sound. The flexibility of the preamp permits a massive modern sound that can accommodate everything from slap solos to slick R&B or raging metal. The Ibanez Custom Electronics 3-band EQ is equipped with a 3-way mid-frequency switch which enables precise tonal control (250 Hz, 450 Hz, and 700 Hz) and a EQ bypass switch for passive-only operation. When the EQ bypass is activated, the treble tone control knob becomes the global tone control for the passive circuit. The B500 bridge has adjustable saddles for string spacing adjustments, answering every bassist's individual string spacing demands, no matter what playing style. The saddles can be adjusted +/-1.5mm. The neck end adjustment allows you to tweak the neck easily. The SR Series continues to satisfy the vast needs of bass players, exciting them with the SR's smooth and fast neck, lightweight body and perfectly matched electronics.