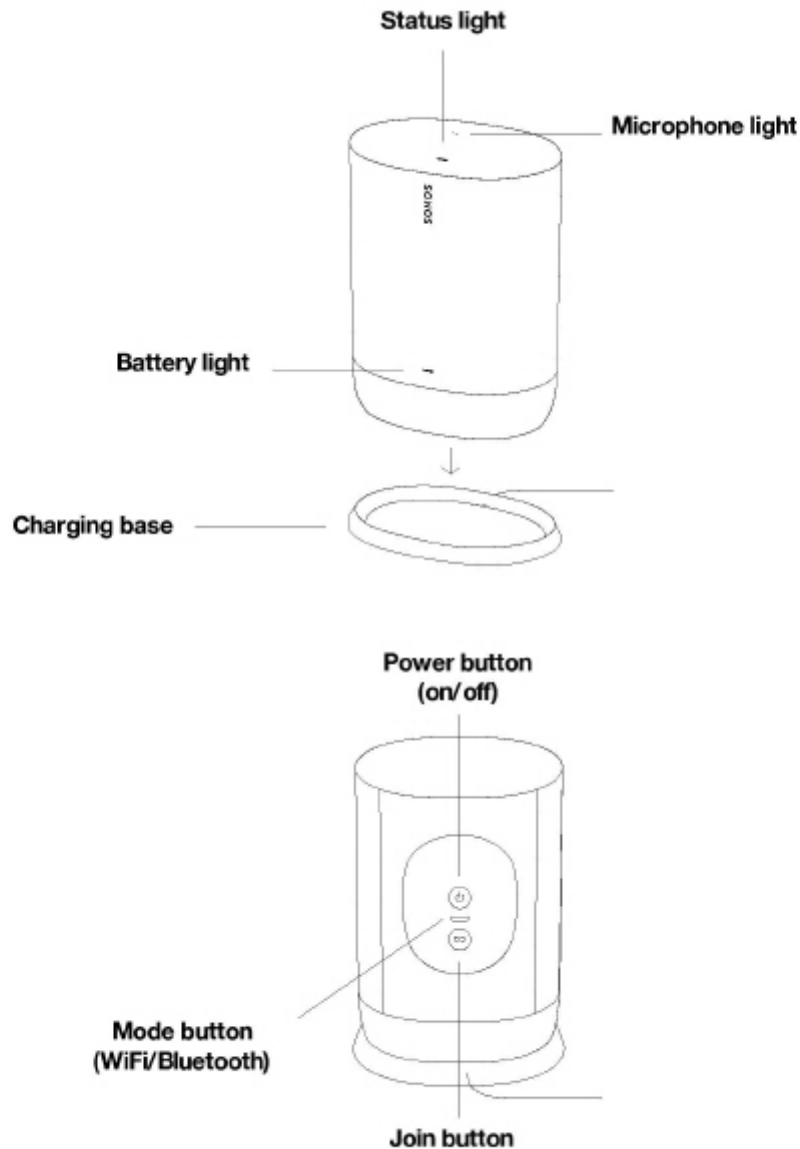


Sonos Move



Move is the durable, battery-powered smart speaker for indoor and outdoor listening.

- Rechargeable battery lasts up to 10 hours. Easily recharge by just setting Move on the included charging base—no plugs or extra wires required. For power on the go, use a compatible USB-C charger.
- Weatherproof design is ideal for barbecues, pool parties, and more.
- Stream over WiFi at home—switch to Bluetooth anywhere else.
- Easy voice control with Amazon Alexa and the Google Assistant built right in.
- Compatible with all your other Sonos speakers for multi-room listening.



Controls and lights

⋮	Volume control	<ul style="list-style-type: none"> • Touch and hold to quickly change the volume: • Volume up (right); Volume down (left).
>	Play/Pause	<ul style="list-style-type: none"> • Press <i>once</i> to play or pause music.

	Next/Previous	<ul style="list-style-type: none"> • Press and hold to add the music that's playing in another room. • Swipe right across the touch controls to skip to the next song. • Swipe left to go to the previous song. <p>Note: You can't skip forward or go back when listening to a radio station.</p>
	Microphone indicator	<p>Tap the microphone light to turn the microphone on or off.</p> <ul style="list-style-type: none"> • When the light is on, auto Trueplay tuning is enabled. If you have a voice service set up, voice control is also on. • When the light is off, voice control and auto Trueplay are off.
Status light		<p>Indicates the speaker's status. For more information, see https://faq.sonos.com/led.</p>
Power light		<ul style="list-style-type: none"> • Visible and blinks slowly when the speaker is on. • For first charge out of the box, the status light and the power light will flash within 3 seconds.

Back panel

Join button	<p>Press to connect to your Sonos system during setup.</p>
USB-C port	<p>Use a compatible USB-C charger for charging on the go.</p> <ul style="list-style-type: none"> • USB port may also be used for diagnostic purposes. (It can't stream large data files, like some music files). <p>Note: USB-C cable not included.</p>
Power button	<p>Press to power on; press and hold to power off. If Move is off the charging base, it goes to sleep to save battery when you're not using it. Just press the power button to wake it up.</p>
Bluetooth/WiFi toggle button	<p>Toggles between Bluetooth and WiFi. Use WiFi for setup and for listening at home—switch to Bluetooth wherever WiFi isn't available.</p>
Handle	<p>Allows for easy lifting and carrying so you can take the speaker wherever you go.</p>

Charge Move

Charging base	<ul style="list-style-type: none"> • Just set Move on the charging base for easy recharging—no extra wires or cables needed. • Charging base is for indoor use only—be sure to keep it dry. • Move's remaining battery life is always visible in the Sonos app.
AC power	<p>100-240VAC, ~50/60Hz, 1.2A. Output: 18VDC, 2.5A</p>
Charging contacts	<p>Make sure the speaker is seated properly in the base and the charging contacts are touching.</p>

Select a location

You can put your speaker just about anywhere. Here are a few guidelines:

- Move is made to give you powerful sound anywhere—auto Trueplay tuning periodically balances the sound for wherever you are and whatever you're listening to. The microphone has to be on for automatic tuning so if you don't leave the microphone on all the time, turn it on for a few minutes whenever you move your speaker so it can automatically adjust the sound for your new surroundings.
- Move sounds great even when placed next to a wall or on a shelf. For best performance, leave at least 1" (2.5 cm) space around the back of the speaker.
- It's ultra durable. With a tough outer shell and IP56 rating, Sonos Move is built to withstand falls, bumps, moisture, dust, UV rays, and extreme temperatures. Just don't leave it out in a soaking rain storm, and remember that the charging base that's included is for indoor use only.
- Don't use or store your Sonos Move upside down.


Auto Trueplay

You can put Sonos Move just about anywhere. Auto Trueplay tuning optimizes the sound for wherever you are and whatever you're listening to. Your speaker's microphone is used to detect the environment so auto Trueplay can make periodic tuning adjustments to deliver the best sound.

If you don't want the microphone on all the time, be sure to turn it on whenever you move the speaker. Your Sonos Move starts retuning when you pick it up, and continues to adjust the sound for a few minutes after you place it in a new location.

Note: Auto Trueplay is disabled while you're using Bluetooth.

Microphone on/off

The microphone is used for voice control, and for auto Trueplay tuning. Touch  to turn the microphone on or off.

When the microphone light is on,

- If you have a voice assistant, voice control is on and your voice assistant is ready to respond.
- Auto Trueplay tuning is enabled so Move can automatically adjust its sound for your surroundings.

When the microphone light is off,

- If you have a voice assistant, voice control is off.
- Auto Trueplay tuning is disabled.

Switch modes

Set Move up on your WiFi, then use the mode switch on the back of Move to switch between Bluetooth and WiFi. When you use Bluetooth for the first time, you'll need to pair Move with your mobile device. Once paired, they'll reconnect automatically next time.

Bluetooth pairing

1. Turn Bluetooth on in your mobile device settings.
2. Press the mode button on the back of Move to switch it to Bluetooth.
3. Choose Move from the list of available devices on your mobile device. If it's not there, press and hold the mode button and then choose Move from the list when it appears.

Your mobile device will automatically connect to Move next time.

Power Sources

- Charging base, included.
- USB port (USB type C PD power with 45W, 20V/2.25A).

Accessories

For add-ons tailored to perfectly fit your Move, see [Accessories](#) on our website.

Specifications

Feature	Description
Audio	
Amplifier	Two Class-D digital amplifiers.
Tweeter	One tweeter creates a crisp and accurate high frequency response.
Mid-Woofer	One mid-woofer ensures the faithful playback of mid-range vocal frequencies plus deep, rich bass.
Microphones	<ul style="list-style-type: none"> • Far-field microphone array. • Microphone LED, hard-wired to the voice microphones for extra privacy control so you're always aware when the microphone is active.
Voice Control	Integrated voice control.
Networking*	
Wireless Connectivity	Connects to your home WiFi network with any router that supports 802.11b/g/n in 2.4GHz or 802.11a/n in 5GHz.
General	
Power Supply	Charging base: 100-240VAC, ~50/60Hz, 1.2A. Output: 18VDC, 2.5A. USB port: USB type C PD power with 45W, 20V/2.25A.
Battery pack	Capacity: 2420-2500mAh Replacement: Visit our website www.sonos.com for more information. Disposal: Check with your local waste or recycling company to determine the proper disposal method in your area.
Dimensions (H x W x D)	9.44 x 6.29 x 4.96 in (240 x 160 x 126 mm)
Weight	6.61 lb (3.0 kg) (including the battery)
Operating Temperature	32° to 113° F (0° to 45° C)
Storage Temperature	-13° to 158° F (-25° to 70° C)
Humidity Resistant	Move meets IP56 water and dust resistance levels. Just don't leave it out in a soaking rainstorm. Note: The charging base included with Move is for indoor use only.
Product Finish	Black with black grille
Package Contents	Sonos Move, charging base, and Quickstart guide.

* Specifications subject to change without notice.

Important safety information

Please read these instructions and heed all warnings. Keep them in a convenient location and make sure everyone in the household is aware of them.

Caution: Danger of explosion if battery is incorrectly replaced. Replace only with the same or equivalent type.

1. Read these instructions.
2. Keep these instructions.
3. Heed all warnings.
4. Follow all instructions.
5. Clean only with dry soft cloth. Household cleaners or solvents can damage the finish on your Sonos products.
If the charging base leaves a mark on wood furniture, remove with wood polish.
6. Do not block any ventilation openings. Install in accordance with the manufacturer's instructions.
7. Do not install near any heat sources such as radiators, heat registers, stoves, or other apparatus that produce heat.
8. Do not expose batteries (battery pack or batteries installed) to excessive heat such as sunshine or fire.
9. Protect the power cable from being walked on or pinched, particularly at plugs, convenience receptacles, and the point where they exit from the apparatus.
10. Only use attachments/accessories specified by the manufacturer.
11. Unplug this apparatus during lightning storms or when unused for long periods of time.
12. Refer all servicing to Sonos qualified service personnel. Servicing is required when the apparatus has been damaged in any way, such as power-supply cable or plug is damaged, liquid has been spilled or objects have fallen into the apparatus, the apparatus has been exposed to rain or moisture, does not operate normally, or has been dropped.
13. The Mains plug should be readily available to disconnect the equipment.



14. Warning: Move meets IP56 water resistance levels. To reduce the risk of fire or electric shock, don't expose this apparatus to a soaking rain storm.