

RACK-IT

Item ref: 853.081UK (1U)

Wall / Worktop Rack Brackets

853.082UK (2U)

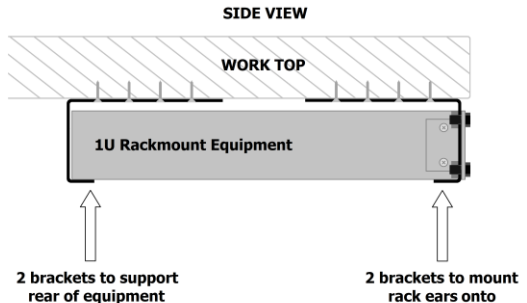
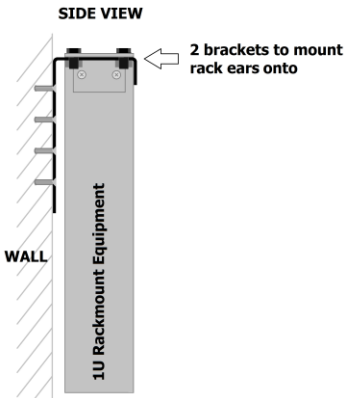
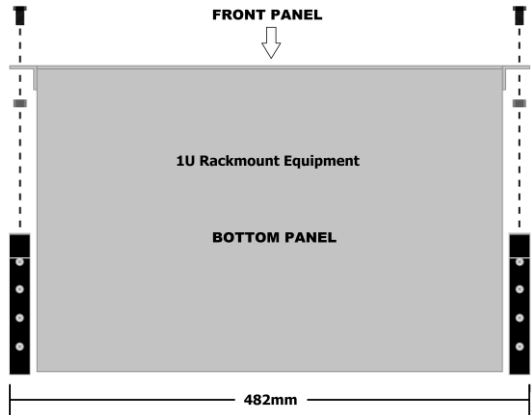
User Manual

RACK-IT fittings are supplied as a pair and are designed to support the “ears” of a rack-mountable appliance against a wall, saving space and the expense of installing a rack cabinet. An additional pair of RACK-IT fittings can also be used to support the rear of an appliance, meaning that it can be discreetly installed under a counter-top or work surface.

For 19” rack-mountable units, choose a space on a wall or underneath a counter-top or work surface that is 482mm (19”) wide and mark out where the unit is to be mounted. You can use the actual equipment being installed as a template or simply measure 482mm between the outside edge of each bracket. Ensure adequate clean airflow for air-cooled appliances and allow for access to connections and controls.

Each bracket has 4 holes along the longest side and is supplied with screws and wall plugs for fixing into masonry. Other types of surface may benefit from other specific types of fixings. Fix all 4 holes to the surface for a strong support.

RACK-IT fittings can easily hold up to 20kg but the fixings must be adequate to support the load.



Secure the rack ears through the mounting holes as shown using the supplied screws and hex nuts provided.

For 2U models, it is possible to mount a single 2U appliance or 2 x 1U appliances if required.

*Errors and omissions excepted.
Copyright© 2020. AVSL Group Ltd.*