



SubZero

The new range of SubZero effects pedals allow you to enrich your tone without breaking the bank. From distortions to overdrives, reverbs to delays and even EQs to loopers, there's something for every guitarist here regardless of your preferred style or genre.

Thanks to their relatively compact size, you'll find these pedals can easily integrate into your set-up. Not only do these pedals sound the part, they look it too as each features a unique graphic on the front panel.



EQUIPMENT USED

SubZero

Paradigm Electric Guitar, Black Burl Burst

- Ceramic humbucking pickups provided full bodied sound, perfect for overdriven rhythm and lead tones.
- Single cutaway design gave immediate access to higher frets when performing lead riffs.



Fender

Blues Junior IV 1x12 15W Valve Combo

- The amp's neutral tone provided an exceptional platform for pedals.
- The 12" Celestion A speaker offered an accurate frequency response to assess the way the pedal coloured the sound.



CRITICAL MASS DISTORTION

The SubZero Critical Mass Distortion Pedal takes your gain up a level while adding immaculate articulation and a rich dynamic response.

FEATURES

- Thick, powerful distortion with tone-shaping capabilities.
- Versatile EQ options with the toggle switch.
- Maintain maximum signal integrity thanks to all-analog circuitry.
- Solid, consistent performance via robust enclosure and true bypass design.

WHAT'S ON-BOARD?

• MODES

“Soft” provides a warmer, more articulate gain response. This type of distortion is commonly found in many highly sought-after distortion pedals from the '70/'80s.

“Normal” is perfect for tightening up picked parts and chugging riffs thanks to the natural compression which offers tonal consistency.

“Tense” is excellent for modern high-gain tones and low tunings, thanks to a scooped lower midrange that delivers powerful, robust tones.

• GAIN

Adjust the gain control to determine how aggressive your distorted sound is. Lower levels will add a subtle “crunch” to your sound which will be particularly excellent for Hard Rock tones, whilst higher levels are perfect for Metal and other extreme genres.

• TONE

Tone acts as an equaliser. When positioned central your signal will be uncoloured. Turning the knob to the left will produce a darker tone, whilst right offers a brighter sound. Adjust this according to suit the style of music and arrangement.


• LEVEL

Use this to adjust the Public Transport's output volume when the pedal is engaged.



AUDIO SAMPLE 1 (CLICK HERE)

This example is the pedal bypassed.



AUDIO SAMPLE 2 (CLICK HERE)

This example is a rhythm part in "Normal" mode.



AUDIO SAMPLE 3 (CLICK HERE)

This example is a rhythm part in "Soft" mode.



AUDIO SAMPLE 4 (CLICK HERE)

This example is a rhythm part in "Tense" mode.

