



# DESK CLAMP MONITOR SPEAKER STANDS

MS-25

USER MANUAL



**DESK  
CLAMP  
MONITOR  
SPEAKER  
STANDS**



---

# INTRODUCTION

Thank you for purchasing the Desk Clamp Monitor Speaker Stands by Gear4music. To get the most out of your product, please read this manual carefully.

## BOX CONTENTS

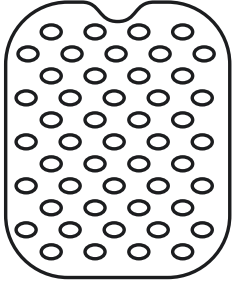

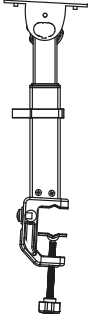


- 2 x Rubber cap (1)
- 2 x Top speaker plate (2)
- 2 x Stand (3)
- 2 x Clamp (3)
- 8 x Allen screw (4)
- 2 x Cable clip (5)
- 1 x Allen key (6)

## FEATURES


- Effortlessly clamp your speakers to your desk or shelf.
- Vibration-reducing rubber pads ensure accurate monitoring.
- Long-lasting life via sturdy, all metal construction.
- Instantly adjust the stands to the perfect listening angle.

---

# CONTENTS CHECKLIST

<p>ITEM 1</p>  <p>X2</p>	<p>ITEM 2</p>  <p>X2</p>	<p>ITEM 3</p>  <p>X2</p>
<p>ITEM 4</p>  <p>X8</p>	<p>ITEM 5</p>  <p>X2</p>	

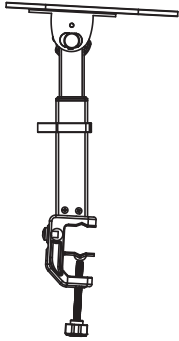
## TOOLS



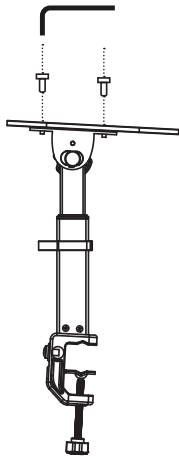
---

# ASSEMBLY INSTRUCTIONS

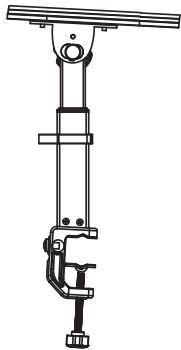
1. Position the top speaker plate (2) on top of the stand (3).



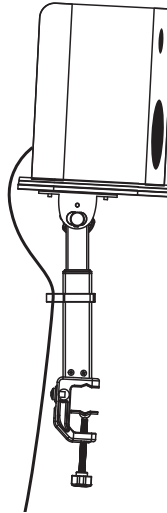
2. Use the Allen key (6) to fasten two Allen screws (4) on the top speaker plate (2).



3. Position the rubber cap (1) on the top speaker plate (2) and attach the cable clip (5).



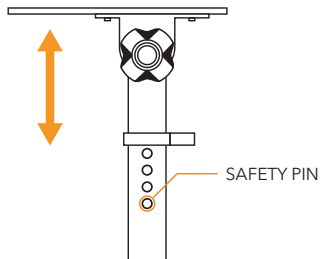
4. Clip the clamp (3) on to the desk then place your speaker on top, pulling the speaker cable through the cable clip (5).



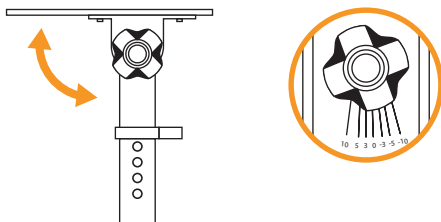
---

## SETTING UP

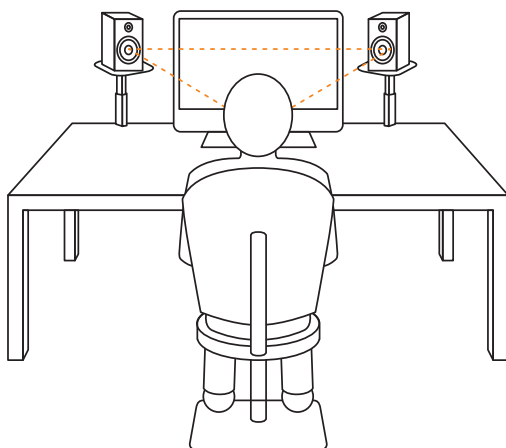
Find the right height by pressing in the safety pin and choosing from one of the four options available.



Loosen the knob situated at the top of the stand to adjust the angle of the base plate. From here you'll be able to position it anywhere between a 10° forwards tilt and a 10° backwards tilt.



For the finest listening experience possible, aim to have your speakers positioned at ear-level in an equilateral triangle formation as demonstrated below.



---

## SPECIFICATIONS

Top Speaker Plate . . . . . 220mm x 180mm

Tilt Angle . . . . .  $\pm 10^\circ$

Clamp Width . . . . . 1mm - 50mm

Height Adjustment . . . . . 235mm - 280mm

Weight . . . . . 1.4kg

Maximum Load . . . . . 100kg

**Please Note:**

The load limit is dependent on the quality of the surface the stand is mounted to.

KETTLESTRING LANE | YORK | YO30 4XF | UNITED KINGDOM  
METALLVÄGEN 45A | 195 72 ROSERSBERG | STOCKHOLM | SVERIGE  
LAHNSTRASSE 27 | 45478 MÜLHEIM AN DER RUHR | DEUTSCHLAND

If you have any more questions about this product, please do not hesitate to contact the Gear4music Customer Service Team on: **+44 (0) 330 365 4444** or **[info@gear4music.com](mailto:info@gear4music.com)**