

HT5 SLIM-LINE HEADSET MICROPHONE

OVERVIEW:

The HT5 is a professional pre-polarized headset condenser microphone designed for stage, presentation and broadcast applications. The HT5 is known for its excellent sonic characteristics, intelligibility, low profile, high sensitivity and comfort. Designed for use with the Audix RAD360 wireless, the HT5 is also available in a wired version (Model HT5-P).

Characterized with a uniformly controlled omni-directional polar pattern, the HT5 is designed to capture vocals from a comfortable distance of 2-3 inches off axis. With a wide frequency range of 20 Hz - 20 kHz, the HT5 will handle high sound pressure levels of ≥ 140 dB without distortion.

The HT5 is easy to position, lightweight and manufactured with high standards and tight tolerances. Roadworthy construction includes a rubber coated steel alloy frame, a high performance 5 mm capsule, black or beige finish, laser etched model number and a 3' high quality cable terminating in a space saving mini-XLRf connector.

SUPPLIED ACCESSORIES:

3' integrated mic cable with mini XLRf connector
Integrated windscreen

OPTIONAL ACCESSORIES:

APS-910 - Phantom power adapter for hard wired use
APS-911 - Battery operated phantom power adapter with on-off switch and bass roll-off

MODEL VARIATIONS:

For Wireless Applications:

HT5 - Headset mic only (black) for RAD360 with a 3' cable terminating with 3 pin mini-XLR
HT5-BG - Same as above in beige
HT5-4PIN - Headset mic only for wireless bodypacks with 4 pin mini-XLR
HT5BG-4PIN - Same as above in beige

For Wired Applications:

HT5-P - Headset (black) with 3' cable terminating with 3 pin mini-XLR, APS-911 phantom power adapter with on-off switch, bass roll-off and belt clip.
HT5BG-P - Same as above in beige.



Vocal Condenser

FEATURES:

Natural, accurate sound quality
Highly sensitive
Lightweight and comfortable
Dual earpiece for added stability
Flexible gooseneck for easy positioning
Cable strain relief at back of frame for added security
Durable construction
Available in black or beige

APPLICATIONS:

Speech
Presentation
Vocal solos
Videography



HT5-BG



APS-910



APS-911



HT5 in use

HT5

SPECIFICATIONS:

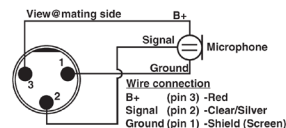
Transducer Type	Pre-Polarized Condenser
Frequency Response	20 Hz - 20 kHz
Polar Pattern	Omni-directional
Output Impedance	1000 Ohms balanced
Sensitivity	5 mV / Pa @ 1k
Equivalent Noise Level	26 dB (A weighted)
Signal to Noise Ratio	68 dB
Maximum SPL	140 dB
Cable/Connector	Miniature 3 pin or 4 pin (HT5-4PIN) XLRf connector
Polarity	Positive pressure on diaphragm produces positive voltage on pin 2 relative to pin 3
Housing/Finish	Flexible steel alloy / Black or Beige
Weight	1.1 oz / 31 grams

ARCHITECTS AND ENGINEERS SPECIFICATIONS:

The microphone shall be a back plate pre-polarized condenser with an omni-directional polar pattern. The microphone shall operate on 5-52 Volts biased from a wireless bodypack or phantom power and the nominal output impedance shall be equal to 1000 ohms at 1 kHz. The microphone shall have a sensitivity of 5 mV / Pa at 1 kHz. The microphone shall have a maximum SPL level of ≥ 140 dB with a THD of 0.5%. The headset shall be made of flexible steel alloy with steel coiled gooseneck supporting the microphone element. The microphone shall be the Audix HT5.

OPERATION AND MAINTENANCE:

The HT5 is a low impedance microphone designed for use with the Audix RAD360 wireless bodypack. The HT5 may be used with other brands of wireless bodypacks, however, the connector and wiring will most likely have to be modified in order to match the specs of the system being used. (see wiring diagram of HT5)

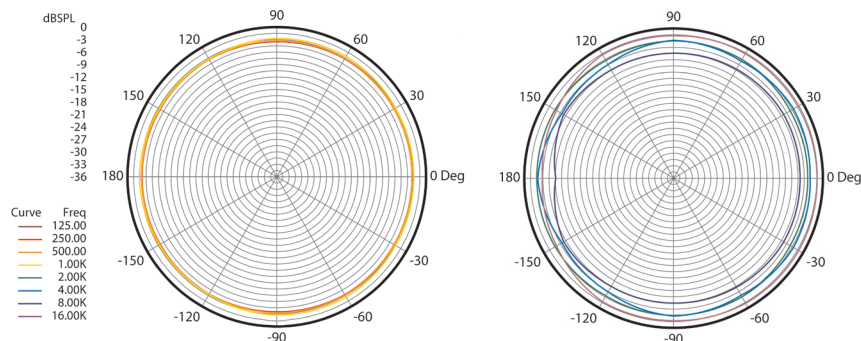
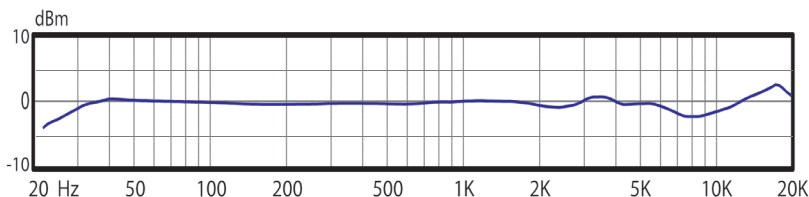
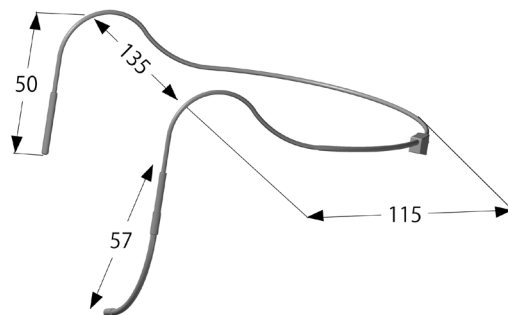


HT5-P: The wired version, HT5-P, should be plugged into one of the "mic level" inputs on your mixer, console, or recording device. The HT5-P will NOT operate without phantom power voltage (9-48 Volts recommended) which is available on most professional mic preamps and mixing devices. If phantom power is not available on your equipment, you may use the Audix APS-911 phantom power supply which allows battery powered operation. Avoid plugging or unplugging the microphone from a PA system unless the channel is muted or the volume of the system is turned down. Failure to do so may result in a loud "popping" noise which could seriously damage the speakers in the PA system.

USER TIPS:

The HT5 is designed so that the headband is worn around the back of the head with the curved ear pieces resting lightly around both ears. If the user has long hair, the back of the headset will be completely hidden. The dual ear system keeps the headset stable once it is in the desired position. The microphone is at the very end of the flexible boom and should be positioned on the user's left side of the cheek just off the corner of the mouth. The flexible steel cage can be adjusted to fit your head comfortably by either opening or closing the cage. For optimum sound and performance, DO NOT put the microphone directly in front of the mouth or in the airflow path of the nose.

*Further miking techniques may be found on our website at www.audixusa.com

FREQUENCY / POLARS:**DIMENSIONS (mm):**

***All specifications subject to change without notice.

SERVICE AND WARRANTY:

This microphone is under warranty for a period of 3 years from any and all manufacturing defects. Should your microphone fail in any way, please contact the Audix Service department at 503-682-6933. A Return Authorization number is required before returning any products.

CARE AND MAINTENANCE:

The HT5 is manufactured to exacting specs with roadworthy construction. However, the capsule is highly sensitive and should be handled with care. Avoid extreme temperatures and be sure to store your microphone in the pouch provided when not in use. Moisture of any kind can adversely affect the sound and performance of your microphone.

To register your
microphone, please visit
www.audixusa.com



www.audixusa.com Call: 503-682-6933 Fax: 503-682-7114
Audix Corporation 9400 SW Barber Street, Wilsonville, OR 97070