


W WHARFEDALE

# ELYSIAN Series



User Manual

ELYSIAN 2

ELYSIAN 4

# ELYSIAN Series

---

## Revealing the Passion and Excitement of the Musical Performance

Founded in 1932, Wharfedale's founder, Gilbert Briggs, had one goal in mind –  
to bring music into the home by designing loudspeakers  
that conveyed the impact, thrill and emotion of performance  
in an entirely natural and realistic way.

Thus he created the first true hi-fi experience for connoisseurs of music in the home  
and continued to introduce technology that would enhance the listening experience –  
like the commercial crossover, foam surrounds and the slot port system.

Today Wharfedale engineers follow the same dictum,  
utilizing technology where it truly matters to develop loudspeakers  
that reveal the passion and excitement behind the musical performance.

With that end in mind Wharfedale is proud to introduce ELYSIAN,  
a no-holds-barred technological achievement  
that is devoted to involving you in the music  
in a thrilling and exciting way.

 W H A R F E D A L E

---

BRITAIN'S MOST FAMOUS LOUDSPEAKERS



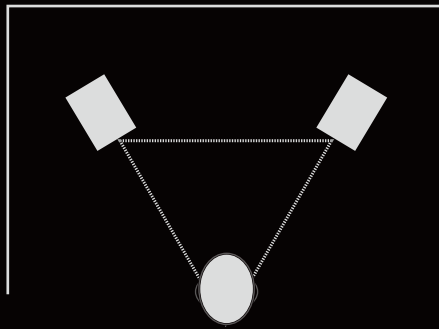
Designed and engineered  
in the United Kingdom.

## Unpacking Your Loudspeakers

- Please read this manual as soon as you have opened the carton.
- Lift the loudspeaker carefully out of the packing. Do NOT try to lift the loudspeaker using the cloth bag.
- Unpack any accessories carefully.
- If there is any sign of damage or if the contents are incomplete, report this to your dealer as soon as possible.
- Retain the packing for future safe transport of the product. Dispose of the packing with respect to any recycling provisions in your area.

## Positioning Stereo Loudspeakers

The distance between the speakers should be the same as between you and the speakers.



If you are sitting within 2m of the speakers, the distance between the speakers should be the same as between you and the speakers.

Otherwise site the speakers between 1.5 to 2 metres apart, clear of rear walls and room corners.

If the loudspeakers are placed too close to the walls the bass will increase but may be boomy and indistinct. If the loudspeakers are placed further away from the walls, the inward angle ("toe in") may be increased by up to 30%. As personal taste and room acoustics play a large role, experiment with different configurations and play a wide range of programme material before finalising the position of your speakers.

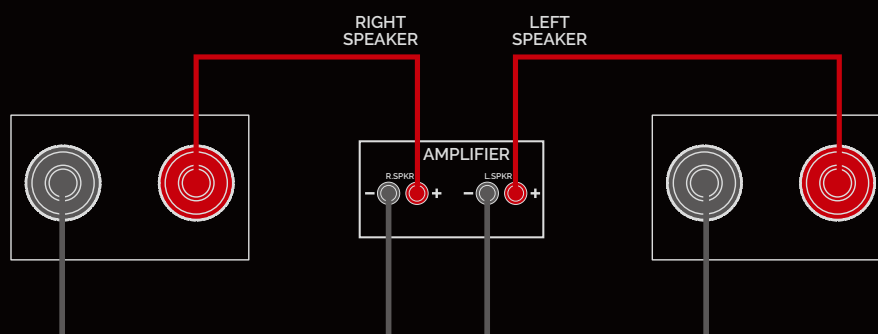
The optimum listening position is in an area between the speakers broadly known as the "sweet spot". The more extreme the angle of toe-in the narrower the sweet spot. Wharfedale loudspeakers are designed to cover a wide sonic perspective so there should be no need for extreme settings. A mild angle inwards will cover a wide range of seating positions.

The grilles are provided to protect the loudspeaker drive units from accidental damage. For critical listening, please remove the grilles.

## Standard Loudspeaker Wiring

Choose a suitable length of twin core speaker cable for each channel and prepare the ends. Unscrew each terminal a few turns. Connect the red, positive (+) terminal of the Left loudspeaker to the corresponding red, positive (+) amplifier terminal.

Connect the black, negative (-) terminals similarly. Tighten the terminal securely. Repeat this procedure for the Right Channel. If you are standard wiring make sure the terminal links are securely in place.



# Looking After Your Loudspeaker

- Your Wharfedale loudspeakers use a specially hardwearing sealed finish. They should not be waxed or treated with spray polishes which will smear and dim their lustrous finish. Occasionally polish them with a dry or barely moist cloth to remove dust and finger marks, etc.
- Occasionally, remove the loudspeaker grilles and brush them gently with a soft brush before replacing them carefully.
- Never stand objects on your loudspeakers. In particular do not stand flowers, etc. on them – they are not jardinieres!
- Avoid getting any liquid behind the grille. If you accidentally spill liquid on your loudspeakers, take them to your dealer for attention before using them again.
- Do not open the speakers; there are no user serviceable parts inside. Never touch the driver units either with an object or your hands.

## Specifications



### ELYSIAN 2

General Description	3-way standmount speaker
Enclosure Type	bass reflex
Transducer Complement	3-way
Bass Driver	8.5" (220mm) coated fibre glass matrix cone
Midrange Driver	6" (150mm) coated fibre glass matrix cone
Treble Driver	27 x 90mm AMT
AV Shield	No
Sensitivity (2.83V @ 1m)	89dB
Recommended Amplifier Power	25-250W
Peak SPL	109dB
Nominal Impedance	4Ω (compatible 8Ω )
Minimum Impedance	3.6Ω
Frequency Response (+/-3dB)	35Hz ~ 22kHz
Bass Extension (-6dB)	28Hz
Crossover Frequency	360Hz, 2.9kHz
Cabinet Volume (in litres)	17.5L, 43.6L

#### Dimensions (mm)

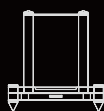
Height (on plinth)	700mm
Width (on plinth)	334mm
Depth (with terminals)	(432+30)mm
Carton Size	580 x 460 x 830mm
Net Weight	30.5kg/pcs
Gross Weight	35.3kg/ctn



### ELYSIAN 4

General Description	3-way floorstanding speaker
Enclosure Type	bass reflex
Transducer Complement	3-way
Bass Driver	8.5" (220mm) coated fibre glass matrix cone x 2
Midrange Driver	6" (150mm) coated fibre glass matrix cone
Treble Driver	27 x 90mm AMT
AV Shield	No
Sensitivity (2.83V @ 1m)	92dB
Recommended Amplifier Power	15-250W
Peak SPL	110dB
Nominal Impedance	4Ω (compatible 8Ω )
Minimum Impedance	3.2Ω
Frequency Response (+/-3dB)	30Hz ~ 22kHz
Bass Extension (-6dB)	24Hz
Crossover Frequency	340Hz, 3.1kHz
Cabinet Volume (in litres)	38L, 79.4L

Height (on plinth)	1188mm
Width (on plinth)	402mm
Depth (with terminals)	(432+30)mm
Carton Size	1285 x 595 x 480
Net Weight	49.5kg/pcs
Gross Weight	55.8kg/ctn



### ELYSIAN Stands

Materials:	
Columns	High carbon steel tube
Top Plate	High carbon steel
Base Plate	MDF piano finish
Base Spikes	Hardened high carbon steel

#### Dimensions (mm):

Height (on plinth)	428mm
Width	402mm
Depth (with badge)	435mm

## Service Address

For technical support, servicing or product queries and information please contact your local retailer or the office below.

### UK

IAG House, 13/14 Glebe Road, Huntingdon, Cambridgeshire, PE29 7DL, UK  
Tel: +44(0)1480 452561