




Comparison features	 <u>L1® Compact system</u> £919	 <u>L1® Model 1S system with B1 bass</u> £1599	 <u>L1® Model II system with B2 bass</u> £2388
Application			
Audience size	Up to 100	Up to 300	Up to 500
Speaker technology			
Speaker arrays (drivers)	6	12	24
Max. volume/SPL	106dB (112dB peak)	112dB (118db peak)	115dB (121dB peak)
Bass technology			
Bass expansion	Integrated bass only	Up to two B1 or one B2 modules	Up to four B1 or two B2 modules (with PackLite® amplifier)
Bass performance	65Hz	40Hz	40Hz
Inputs			
Input channels	2	1	1
1/4-inch input	Channel 2	Channel 1	Channel 1
XLR input	Channel 1	No	No

1/8-inch balanced input	Channel 2	No	No
L/R stereo input	Channel 2	No	No
Input expansion			
T1 ToneMatch® input	Yes (requires additional power supply)	Yes	Yes
Additional channels with T1 ToneMatch audio engine	4	4	4
Outputs			
NL4 bass module out	No	Yes	Yes
Base line out (for PackLite amp connection)	No	No	No
1/4-inch mono output	Yes	No	No
L/R output	Yes	No	No
Portability			
Carry bags	2	3	4
Height	78.5"	79.4"	84"
Weight	Power stand: 24.6 lbs Loudspeaker: 4.6 lbs	Power stand: 23.7 lbs Loudspeaker: 24.8 lbs	Power stand: 23.7 lbs Loudspeaker: 33.7 lbs

ToneMatch presets

Preset integration

Voice (channel 1)
Acoustic guitar (channel 2)

No

No

Additional presets with T1 ToneMatch audio engine

100+

100+

100+