

POWER REQUIREMENTS

- Utilizes standard 9V alkaline battery (not included). NOTE: *Input* jack activates battery. To conserve energy, unplug when not in use. Power Consumption: approx. 30mA.
- USE **DC POWER SUPPLY ONLY!** Failure to do so may damage the unit and void warranty. DC Power Supply Specifications:
 - 9V DC regulated or unregulated, 100mA minimum;
 - 2.1mm female plug, center negative (-).

Optional factory power supply available: Tech 21 Model #DC9.

Also operable with previous models: #DC2 and #DC4.

WARNINGS:

- Attempting to repair unit is not recommended and may void warranty.
- Missing or altered serial numbers automatically void warranty. For your own protection: be sure serial number labels on the unit's back plate and exterior box are intact, and return your warranty registration card.

ONE YEAR LIMITED WARRANTY. PROOF OF PURCHASE REQUIRED. Manufacturer warrants unit to be free from defects in materials and workmanship for one (1) year from date of purchase to the original purchaser and is not transferable. This warranty does not include damage resulting from accident, misuse, abuse, alteration, or incorrect current or voltage. If unit becomes defective within warranty period, Tech 21 will repair or replace it free of charge. After expiration, Tech 21 will repair defective unit for a fee.

ALL REPAIRS for residents of U.S. and Canada: Call Tech 21 for **Return Authorization Number**. Manufacturer will **not** accept packages without prior authorization, pre-paid freight (UPS preferred) and proper insurance.

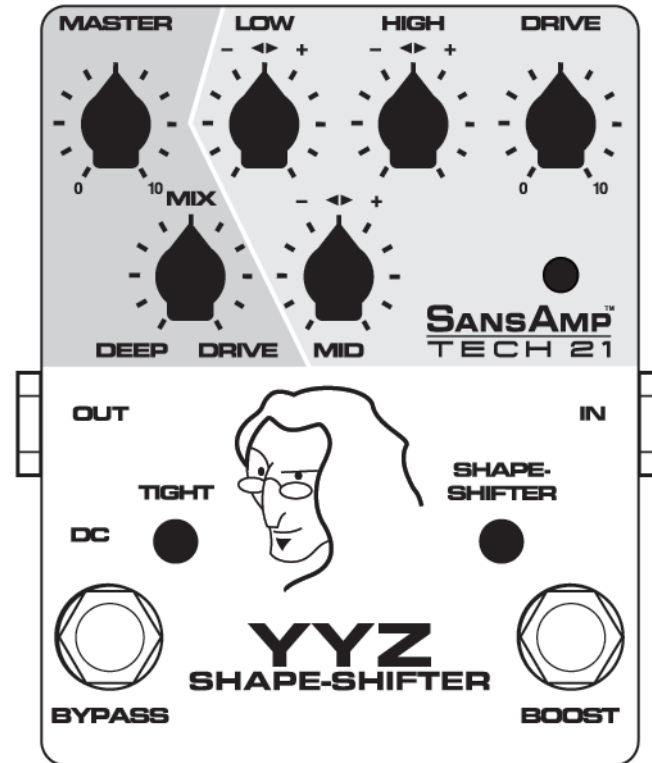
FOR PERSONAL ASSISTANCE & SERVICE:

Contact Tech 21 weekdays from 9:00 AM to 5:00 PM, EST.

Hand-built in the U.S.A. using high-quality components sourced domestically and around the globe.

TECH 21

T: 973-777-6996 • F: 973-777-9899
E: info@tech21nyc.com • W: tech21nyc.com
©2022 Tech 21 USA, Inc.



**Geddy Lee YYZ Shape-shifter
Signature SansAmp
Owner's Manual**

TECH 21, THE COMPANY

Tech 21 was formed by a guitarist possessing the unusual combination of a trained ear and electronics expertise. In 1989, B. Andrew Barta made his invention commercially available to players and studios around the world. His highly-acclaimed, **SansAmp™** pioneered Tube Amplifier Emulation in professional applications for recording direct and performing live, and created an entirely new category of signal processing. There have since been many entries into this niche, yet SansAmp continues to maintain its reputation as the industry standard.

In addition to a full line of SansAmps, all products are thoughtfully and respectfully designed by B. Andrew Barta himself with the player in mind. Tech 21 continually strives to offer player-friendly, truly useful, flexible, multi-functional, roadworthy, workhorse products. In a world of planned obsolescence and constant upgrades, many of our products have changed little, or not at all, and are still in production today.

Our goal is to provide you with flexible, versatile tools to cultivate, control, refine and redefine your own individual sound. We take great pride in delivering consistent quality sound, studio to studio, club to club, arena to arena.

PRODUCT OVERVIEW & EVOLUTION

Overview:

The all-analog YYZ Shape-shifter SansAmp builds upon the original YYZ pedal with the addition of a selectable Boost stomp switch. It provides a 12dB presence boost for increased top-end distortion that puts the nasty into the dirt. Engaging the Shape-shifter button adds 6dB of *Schmegilka* on top, which, according to Geddy, "is an indefinable thing of awesomeness!"

Other features include a Mix control to blend the ratio of high-end studio clean and dirty bass tube amp tones; Tight button adds definition to notes in cleaner settings and makes distorted tones snappier; Drive control; active 3-band EQ; and Master Volume.

Evolution:

Responding to the overwhelmingly swift sell-out of the Geddy Lee MP40 Limited Edition Signature SansAmp, the YYZ Shape-shifter Signature SansAmp offers the same features and functionality. Only the cosmetics have been changed out of respect for the limited number of MP40s, created to celebrate the 40th Anniversary of "Moving Pictures." That album represented a turning point in the evolution of Geddy Lee's bass tone. The color scheme and graphics of the YYZ Shape-shifter are now in alignment with Geddy's other Signature SansAmps: GED-2112 rackmount, DI-2112 amp/desk-top, and YYZ single footswitch pedal.

As with all SansAmps, you can record directly and enhance previously recorded tracks. For live performances, you can drive a power amp and speakers, augment an existing amplifier set-up, or run directly into the mixer of a PA system.

Each Geddy Lee Signature SansAmp offers Geddy's core sound, as well as the versatility for many different styles and tones.

APPLICATIONS

WITH A BASS AMP RIG:

-As a Stomp Box: Run the 1/4" Output into the front input of an amp or incorporate into your pedalboard chain.

For best results, keep the YYZ Shape-shifter's Level close to unity gain so as not to overload the amp's input, which could yield undesirable distortion.

NOTE: Unity gain is when you have the same volume coming from the amp whether the pedal is on or off --which is not necessarily at 12 o'clock.

-As a Pre-Amp: Run the 1/4" Output of the YYZ Shape-shifter directly into the power amp input, a.k.a. "effects return" (if applicable), of an amp. This will bypass the tone-coloring pre-amp section of the amp rig.

TO DRIVE A POWER AMP

Run the 1/4" Output of the YYZ Shape-shifter into the input of a power amp and adjust your stage volume with the Level control of the YYZ Shape-shifter.

TO RECORD DIRECT

You can plug directly into the input of a mixer/recorder and use the on-board sounds of the YYZ Shape-shifter. Bear in mind full-range systems yield a wide frequency response. Therefore, we suggest you start with the EQ levels of the YYZ Shape-shifter at 12 o'clock and increase/decrease to taste.

BE CREATIVE!

The YYZ Shape-shifter is not necessarily just for bass. Try it with cellos, keyboards, fiddle, drums, sax, harmonica, vocals, etc. Also try using the YYZ Shape-shifter in other applications, such as reamping in mixdowns to liven up existing tracks.

SIGNAL LEVEL TO INPUT

The YYZ Shape-shifter is designed to accommodate instrument level signals to the Input, such as the output of a guitar, the output of (other) distortion pedals, etc.

For normal operation, signal level to Input should be close to that of a standard bass guitar (approx -10dBV / 0.3162V RMS). Hotter signals can overdrive the Input of the YYZ Shape-shifter, even in the cleanest settings, which may result in undesirable distortion. NOTE: Should you purposely or accidentally send a hot signal, it will not harm the unit.

THE INS AND OUTS

Observe Standard Audio Procedure:

TURN (SansAmp) ON FIRST. TURN OFF LAST.

To avoid unwanted and potentially speaker-damaging "pops" when connecting or disconnecting any equipment, **always mute** mixing board and/or turn down amp volume before plugging or unplugging!

1/4" INPUT: 1megOhm high impedance input, same as traditional tube amps. Also switches battery power on/off. To avoid battery drain, unplug when unit is not in use.

1/4" UNIVERSAL OUTPUT: Unbalanced low Z output. SansAmp's technologically advanced, single Universal Output is physically compatible for any application: full range (tape, studio monitors, P.A., stereo) and limited range (rack systems, pre-amps, head and cabinet, combos, practice amps).

WARNING: DO NOT run the speaker output of any amp directly into the SansAmp. Doing so may result in severe damage to the amp and/or the SansAmp.

GUIDE TO CONTROLS

The Geddy Lee YYZ Shape-shifter Signature SansAmp has two separate internal pre-amps that run in parallel and are blended via the Mix control.

DRIVE SECTION

DRIVE

Adjusts the overall amount of gain and overdrive, similar to when the output section of a tube amp is being pushed. Also controls the input sensitivity with clean sounds. For fatter, more robust clean sounds, increase Drive until it starts to distort, then gradually decrease until it disappears.

HIGH and LOW

These active tone controls cut or boost ± 12 dB from unity gain at 12 o'clock. High is 3.2kHz. Low is 80 Hz.

MID

2kHz @ +20dB boost / 1kHz @ -20dB cut

TIGHT BUTTON

Adds definition to notes in cleaner settings and makes distorted tones snappier.

BOOST / SHAPE-SHIFTER

Selectable Boost function deviates from the norm. It provides a 12dB presence boost for increased top-end distortion. Kick in the Shape-shifter switch, and get 6dB of *Schmegilka* on top, which, according to Geddy "is an indefinable thing of awesomeness!"

NOTE: Boost only affects the YYZ Shape-shifter. It does not "pass-thru" to other devices in the signal chain.

MIX SECTION

MIX

Blends the ratio of high-end studio clean (Deep) and dirty bass tube amp tones (Drive). The Deep side offers thick, meaty tones, with a preset EQ curve custom tailored to Geddy's personal specs. The Drive side is based upon the Geddy Lee GED-2112 SansAmp rackmount, for a wide range of sonic possibilities.

MASTER

Controls the overall volume. Adjusts the output level without altering any of the tonal characteristics.

For recording applications, we recommend setting at least halfway (12 o'clock).

For best results with an amplifier, the output level of the YYZ Shape-shifter should be close or equal to the signal in bypass. Otherwise, it could overload the input of the amp and result in undesirable, ratty distortion. (Don't say we didn't warn you!)

LED Status Indicator

Blue = YYZ Shape-shifter is engaged

Purple = YYZ Shape-shifter and Boost are engaged

Red = Boost is engaged when you're in bypass; good to know before you re-engage the YYZ Shape-shifter.

NOTE: When you're in Bypass, Boost has no effect.

PLACEMENT ORDER OF OTHER EFFECTS

For best results, plug your instrument directly into the YYZ Shape-shifter. This will preserve the interactive nature of the unit. When incorporating into a pedalboard, we suggest experimenting to find the order that's best for you. As a general guide, we recommend:

Place the following effects BEFORE the YYZ Shape-shifter:

Compressor, Envelope Filter/Follower, Fuzz Box, Pre-Amp, Wah-Wah.

Place the following effects AFTER the YYZ Shape-shifter:

Chorus, Delay, EQ, Pitch Shifter, Reverb.

NOTEWORTHY NOTES

1) The YYZ Shape-shifter is an interactive tool. It will react differently to various signal levels, as well as your individual touch. For instance, a hotter signal and a heavy hand will increase the gain structure and result in more overdrive. Conversely, a cooler signal and a light touch decreases the gain structure for a cleaner sound.

2) The YYZ Shape-shifter is very responsive. Our controls are unusually sensitive and powerful. You need not set everything at max to get maximum results. For instance, to brighten your sound, rather than automatically boosting *High* all the way up, try cutting back on *Low* first.

The tone controls also help compensate for the EQ curves found in guitar amps. To find the best settings for interacting with your amp, start with the tone controls at 12 o'clock and cut or boost as necessary. Be aware that amplifiers vary greatly and some may require you to use radical EQ settings on the YYZ Shape-shifter to achieve your desired sound. You need not be discouraged or suspect something is wrong with the unit. If you have your sound, you've simply found the right balance to complement your particular amp.

3) The YYZ Shape-shifter noise level is exceptionally low. However, it may amplify noise emanating from the input source. To minimize noise going into the YYZ Shape-shifter, we recommend active electronic instruments have the volume set at maximum and tone controls positioned flat. If you need to boost, do so slowly and sparingly.

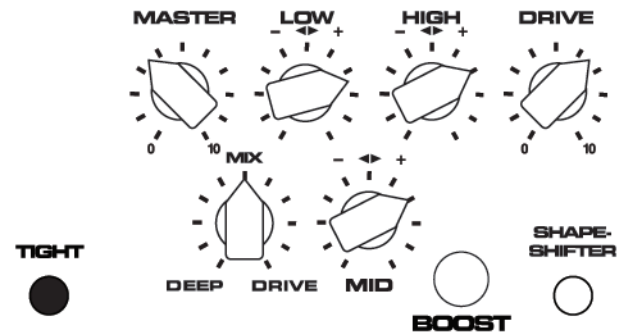
- Also check for pickup interference by moving your guitar or turning the volume off. Be aware single coil pickups are more likely to generate noise.
- As is the case with any tube amplifier or electronic device, particularly in high gain settings, you may be getting outside interference caused by lights, transformers, cell phones, etc.
- Be conscious of how the controls interact. Remember, they are atypically sensitive, so start out "normal" and then go as nuts as you like.

4) LED indicator light. When the battery begins running low, the LED will become noticeably dim.

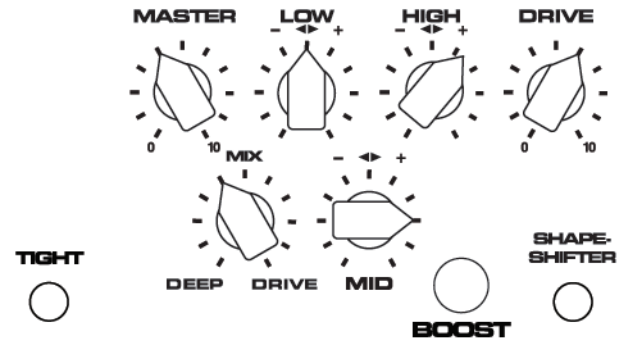
SansAmp YYZ SHAPE-SHIFTER Sample Settings

ON (IN) OFF (OUT)

Geddy Lee's Personal Setting



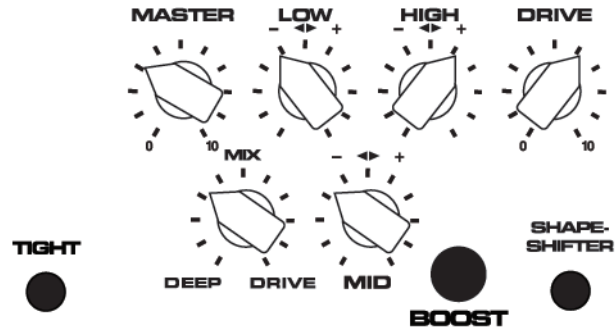
YYZ



SansAmp YYZ SHAPE-SHIFTER Sample Settings

ON (IN) OFF (OUT)

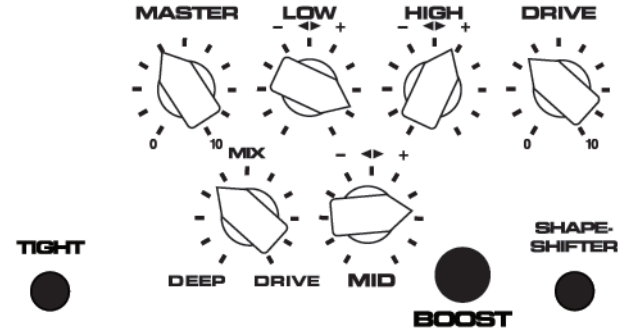
Rickenbacker Shape-shifter



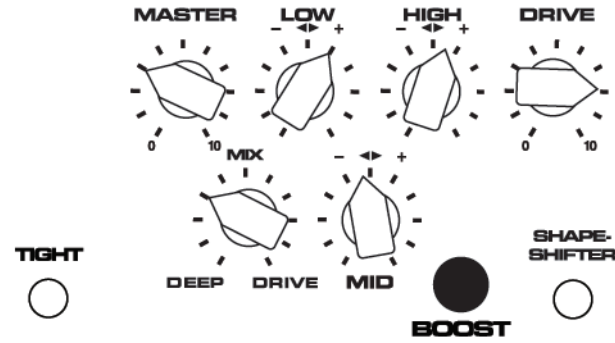
SansAmp YYZ SHAPE-SHIFTER Sample Settings

ON (IN) OFF (OUT)

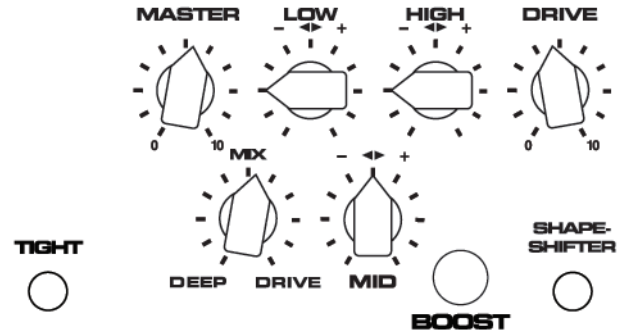
Red Barchetta



Camera Eye



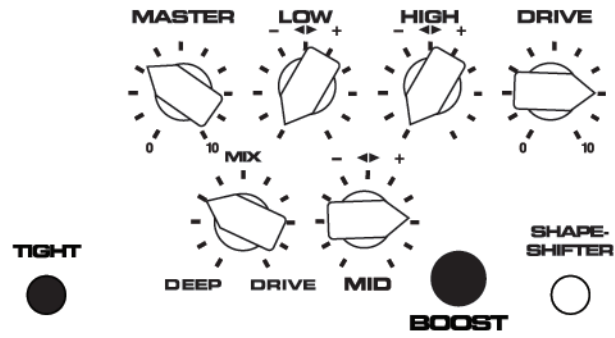
Warm Tube/Studio



SansAmp YYZ SHAPE-SHIFTER Sample Settings

ON (IN) OFF (OUT)

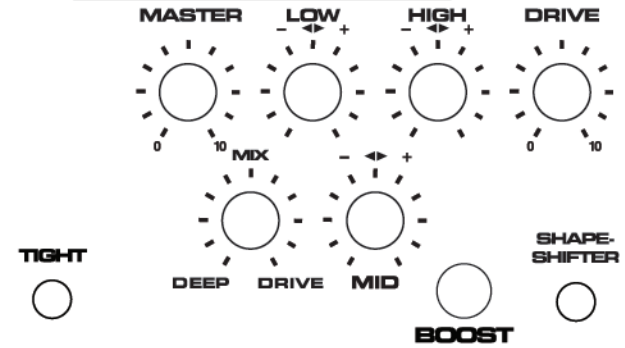
Bi-Amped Overdrive



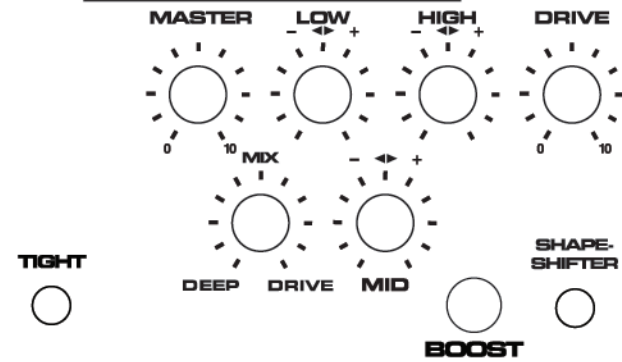
SansAmp YYZ SHAPE-SHIFTER Custom Settings

ON (IN) OFF (OUT)

NAME: _____



NAME: _____

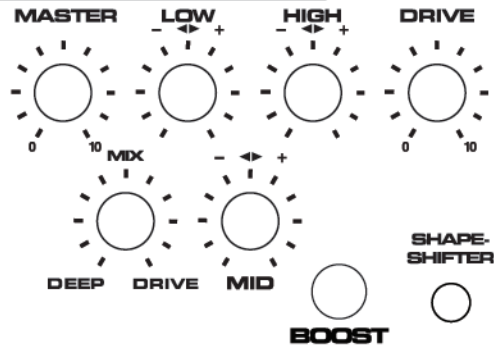


Names of sample settings are intended for descriptive purposes only and should not be construed as an endorsement or affiliation with the companies, products, artists or songs named, except, of course, Geddy Lee.

SansAmp YYZ SHAPE-SHIFTER Custom Settings

ON (IN) OFF (OUT)

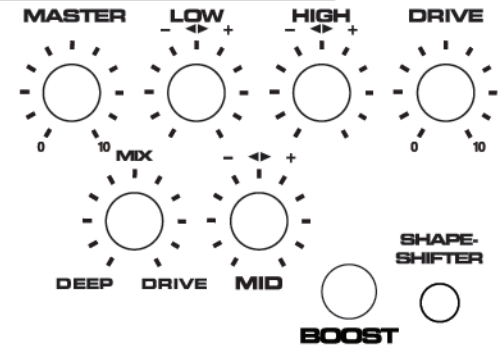
NAME: _____



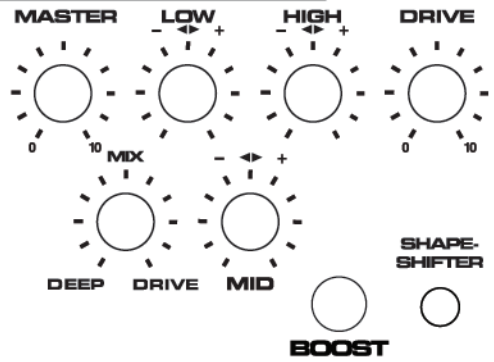
SansAmp YYZ SHAPE-SHIFTER Custom Settings

ON (IN) OFF (OUT)

NAME: _____



NAME: _____



NAME: _____

